



GOVERNMENT OF KARNATAKA

DEPARTMENT OF HEALTH & FAMILY WELFARE

NOVEL CORONA VIRUS (COVID-19)

MEDIA BULLETIN

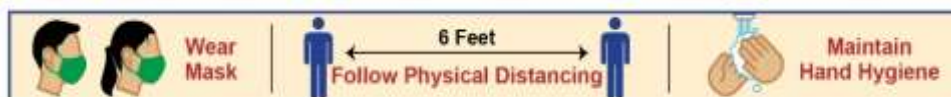
DATE: 24-02-2021

The first case of Novel Corona Virus infection, which has caused a pandemic resulting in catastrophic health implications and human miseries throughout the globe, was detected in state on 08.03.2020. It was a case of international traveler returning to Bengaluru Urban. Since then, the state has relied on 5Ts of tracing, testing, tracking, treatment and technology to tackle COVID-19. A robust surveillance system with elaborate contingency plan is in place for limiting the spread of the disease.

In the fight against COVID-19 pandemic an effective intervention in the form of COVID vaccination has been implemented in Karnataka since January 16th 2021 as per Government of India operational guidelines.

1	Today's Discharges	313
2	Total Discharges	930778
3	New Cases Reported (23.02.2021, 00:00 to 23:59)	334
4	Total Active Cases	6077
5	New Covid Deaths	6
6	Total Covid Deaths	12309
7	Total Positive Cases	949183
8	Admitted in ICU (among total active cases)	122
9	Positivity rate for the day (23.02.2021, 00:00 to 23:59)	0.52%
10	Case fatality rate (CFR) for the day (23.02.2021, 00:00 to 23:59)	1.79%

Particulars		Today's	Cumulative
A	Total Passengers screened at Air ports	-	312656
B	UK passengers arrived from 25-11- 2020 to till date	199	12132



COVID-19 Vaccination coverage report as on 24.02.2021 (5:30 PM)

	Day 40 (till 5:30 PM)	Cumulative (16.01.2021 to 24.02.2021)
Sessions Planned	2073	23564
Sessions held	2073	23377
Total target (HCW + FLW)	63091	1019386
Total Achieved (HCW+FLW)	26842	757493
% Coverage	43	74
Severe AEFIs	0	2
Serious AEFIs	0	20

Note:

1. Cumulative target includes number of HCWs 1st dose, 2nd dose and FLWs 1st dose.

2. Total target has been revised as reflected in the COWIN portal.

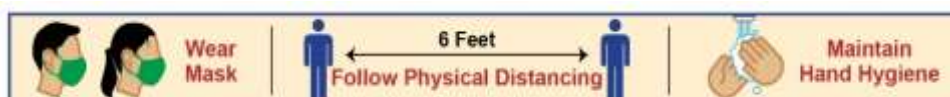
LABORATORY DATA

Test done details			
Date	Rapid Antigen Detection Test	RT PCR & Other methods	Total Test
Today	5343	57699	63042
Cumulative Total (For 2021- till today)	286586	4011713	4298299
Cumulative Total (for year 2020)	3726803	10469262	14196065
Cumulative Total (Tilldate)	4013389	14480975	18494364

UK Passengers Test done details till today

UK returnees positive for RT-PCR	63
Primary contacts positive for RT-PCR	26
UK strain positive	25

*Data received from SSU.



Programmatic Updates

Mental Health Counselling Data (held on 23.02.2021)

No of patients counselled	Cumulative No of patients counselled
95	968794

01	Karnataka has operationalised State Control Room & District Control Room for real time monitoring, address COWIN portal issues, AEFI queries and media scanning.
02	“Corona Watch” Mobile AP-P- can be downloaded from https://covid19.karnataka.gov.in In this app you can see the spots visited by Positive Patients up to 14 days Prior to testing Positive. Also, it shows the nearest First Respondent Hospitals and Helpline numbers.
03	During the COVID-19 lockdown period, for assisting public on fever, cold, cough & respiratory Problems a unique helpline Number 14410 called “Apthamitra” has been started by Government of Karnataka. 210 lines have been reserved for receiving calls of COVID-19. On 23.02.2021 , 4109 calls have been received.
04	To know the Result of the Covid test using SRF ID, please log-on to the following link- https://www.covidwar.karnataka.gov.in/service1

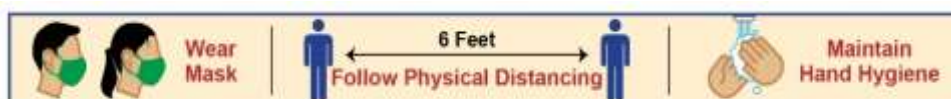
Appeal to Public: Any person who has returned from COVID-19 affected Country or has been in personal contact with such person must remain in Home Isolation for 14 days from arrival in India irrespective of having any symptoms or not. **Also, should self-notify to nearest Government Hospital or free call “Aptamitra” Helpline 14410. Maintain Personal hygiene, use tissue Paper/handkerchief while coughing or sneezing, frequently wash hands with soap and water or use hand sanitizer and avoid attending mass social gatherings.**

Help us to Help you ←-----→ Stay Home, Be Safe
Let us fight COVID-19 together

All the Guidelines and Advisories are available at State Health and Family Welfare Department Website:
<https://karunadu.karnataka.gov.in/hfw/kannada/Pages/covid-19.aspx>

Govt. of Karnataka Official COVID-19 Information Website:

<http://covid19.karnataka.gov.in>

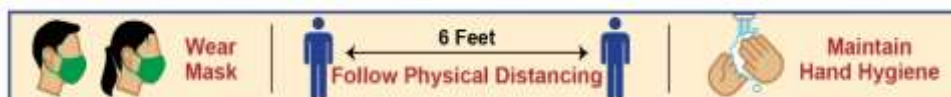


COVID-19 Vaccination Program Information:

District wise HCWs and FLWs coverage

S.No.	District	Cumulative as on 24.02.2021 5:30 PM						
		Total HCWs target	Cumulative Achievement HCWs 1st dose	% coverage of 1st dose	Cumulative Achievement HCWs 2nd dose	Total FLWs target	Cumulative Achievement FLWs 1st dose	% coverage
1	Bagalkot	19307	9872	51	3194	6,995	2,414	35
2	Ballari	19040	13466	71	6489	9,248	6,580	71
3	Belagavi	45464	30481	67	13881	16,540	9,879	60
4	Bengaluru Rural	9239	6246	68	2761	9,369	4,270	46
5	Bengaluru Urban	236157	103904	44	21309	73,871	23,156	31
6	Bidar	9014	7365	82	3435	5,272	3,246	62
7	Chamarajanagar	6348	4498	71	1231	3,776	1736	46
8	Chikballapur	8503	7161	84	4718	5,236	3,190	61
9	Chikkamagaluru	10333	7632	74	3249	6,390	4,570	72
10	Chitradurga	10912	10158	93	7103	6,193	3,682	59
11	Dakshin Kannad	55893	29639	53	7656	8,616	5,054	59
12	Davangere	19128	10423	54	4957	7,153	3,205	45
13	Dharwad	16152	14728	91	6080	8,401	4,682	56
14	Gadag	8872	6444	73	2334	4,856	3,950	81
15	Hassan	17464	11812	68	4341	9,320	3,969	43
16	Haveri	8503	5703	67	2897	5,948	2,662	45
17	Kalaburagi	20179	12878	64	4489	8,813	3,574	41
18	Kodagu	6764	4709	70	3538	3,108	1,627	52
19	Kolar	14273	9485	66	4776	6,183	3,775	61
20	Koppal	11826	6912	58	1748	7,528	3,639	48
21	Mandya	15299	11440	75	6103	8,081	4,232	52
22	Mysuru	35127	24272	69	8650	17,630	7,584	43
23	Raichur	15461	10382	67	5011	5,936	2,685	45
24	Ramanagara	8718	6527	75	4201	4,423	3,179	72
25	Shivamogga	20371	14054	69	6181	8,054	4,857	60
26	Tumakuru	20924	16455	79	12644	11,213	8,143	73
27	Udupi	23889	16763	70	7278	4,382	3,385	77
28	Uttara Kannada	14252	11920	84	7329	5,373	4,433	83
29	Vijayapura	14724	9986	68	3400	8,816	6,200	70
30	Yadgir	6213	4040	65	1981	4,313	1,616	37
Total		728349	439355	60	172964	2,91,037	1,45,174	50

Note: No severe/serious AEFI reported across the state

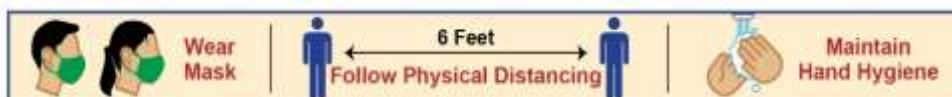


Districtwise Abstract of COVID-19**

Sl. No	District Name	Today's Positives	Total Positives	Today's Discharges	Total Discharges	Total Active Cases	Today's Reported Covid Deaths	Total Covid Deaths	Death due to Non-Covid reasons
1	Bagalakote	1	13776	1	13629	11	0	136	0
2	Ballari	8	39234	4	38600	37	0	597	0
3	Belagavi	7	26877	2	26447	88	0	342	0
4	Bengaluru Rural	7	18805	4	18583	62	0	160	0
5	Bengaluru Urban**	174	404357	171	395515	4379	4	4462	1
6	Bidar	4	7515	3	7311	28	0	172	4
7	Chamarajanagara	2	6963	0	6824	8	0	120	11
8	Chikkaballapura	7	13723	4	13586	19	0	117	1
9	Chikkamagaluru	4	14018	2	13850	29	0	139	0
10	Chitradurga	5	14892	6	14745	78	0	69	0
11	Dakshina Kannada	9	34350	17	33407	203	0	738	2
12	Davanagere	4	22432	0	22133	35	0	264	0
13	Dharwada	7	22319	4	21657	45	0	617	0
14	Gadag	0	11011	1	10863	7	0	141	0
15	Hassana	7	28702	7	28225	82	0	395	0
16	Haveri	0	11017	1	10818	9	0	190	0
17	Kalaburagi	13	21937	12	21471	137	0	329	0
18	Kodagu	1	6133	1	6022	38	0	73	0
19	Kolara	4	10101	5	9884	40	0	177	0
20	Koppala	2	13941	0	13656	6	0	279	0
21	Mandya	5	19779	3	19597	31	0	151	0
22	Mysuru	25	53992	21	52785	177	1	1030	0
23	Raichuru	2	14297	3	14127	12	0	158	0
24	Ramanagara	0	7430	0	7345	8	0	77	0
25	Shivamogga	3	22478	10	22060	69	0	349	0
26	Tumakuru	16	25618	22	24938	290	1	390	0
27	Udupi	7	23557	4	23306	62	0	189	0
28	Uttara Kannada	1	14690	4	14480	32	0	178	0
29	Vijayapura	8	14517	1	14266	45	0	206	0
30	Yadagiri	1	10686	0	10615	10	0	61	0
31	Others*	0	36	0	33	0	0	3	0
Total		334	949183	313	930778	6077	6	12309	19

*Others include Cases of other States and International Quarantined Passengers.

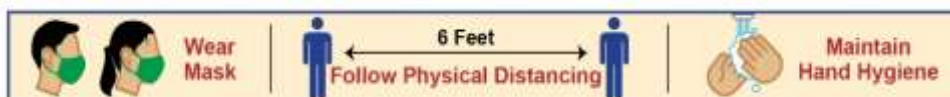
** Due to Technical error in Index App of Bengaluru, processing of positives is reduced to 174.



Annexure – I

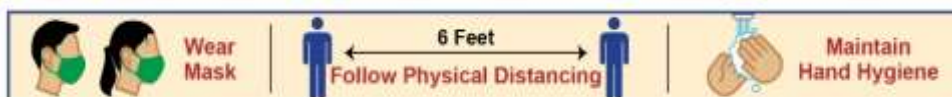
Today's Discharges

Sl. No	District Name	Total	Patient Number*
1	Bagalakote	1	962019
2	Ballari	4	960108 960118 960119 960140
3	Belagavi	2	959934 959935
4	Bengaluru Rural	4	958321 958322 958341 958342
5	Bengaluru Urban	171	949816 951251 952221 952222 954136 954545 955344 955594 955971 955975 955977 956027 956161 954425 956935 957027 957513 957540 957867 957872 957886 957915 957976 958011 958025 958044 958045 958090 958096 958144 958146 958160 958175 958250 958267 958271 958305 958325 958378 958382 958440 958443 958481 958521 958604 958615 958618 958627 958631 958632 958645 958679 958738 958743 958744 958802 958867 958918 958989 959101 959105 959156 959228 959236 959251 959266 959367 959407 959434 959440 959510 959528 959535 959540 959548 959549 959550 959571 959573 959575 959595 959599 959634 959636 959637 959638 959643 959644 959656 959657 959658 959661 959663 959664 959666 959667 959669 959670 959672 959674 959681 959710 959713 959715 959723 959736 959737 959738 959739 959740 959741 959743 959744 959746 959751 959752 959754 959755 959760 959766 959789 959792 959796 959801 959802 959803 959804 959805 959840 959842 959847 959848 959857 959859 959875 959881 959903 959904 959909 959913 959914 959921 959922 959936 959937 959941 959978 959979 959980 959981 959982 959986 959988 959995 959997 959998 960006 960036 960038 960039 960045 960046 960047 960182 960208 960247 960272 960285 960286 960289 960384
6	Bidar	3	960584 960585 961395
7	Chamarajanagara	0	0
8	Chikkaballapura	4	961695 961932 961933 962181
9	Chikkamagaluru	2	960402 960403
10	Chitradurga	6	962574 962667 962851 962852 962979 962995
11	Dakshina Kannada	17	955425 958841 958842 958843 958844 958845 959578 959608 959609 959610 959611 959612 959649 959652 959808 959863 959864
12	Davanagere	0	0
13	Dharwada	4	959690 959692 960807 961564
14	Gadag	1	961424
15	Hassana	7	959693 959694 959695 960027 960028 960029 960030
16	Haveri	1	960234
17	Kalaburagi	12	956367 959162 959295 959395 959397 959401 959617 959621 959696 959812 959957 960256
18	Kodagu	1	960150
19	Kolar	5	945343 946050 946051 946791 948101
20	Koppala	0	0
21	Mandya	3	960442 961250 959781
22	Mysuru	21	959815 959821 960566 960660 960722 960723 960724 960797 960798 960799



			960853 960443 960725 960726 960727 960728 960800 960801 960802 960847 960854
23	Raichuru	3	959625 959626 959627
24	Ramanagara	0	0
25	Shivamogga	10	959590 959654 959826 959827 959828 959926 959927 959928 959929 959930
26	Tumakuru	22	956332 956333 956334 956335 956370 956371 956372 956373 956374 956375 956376 956377 956404 956424 956426 956466 956467 956603 956604 956605 956606 956425
27	Udupi	4	961393 961465 961466 961467
28	Uttara Kannada	4	960543 960895 961426 961822
29	Vijayapura	1	962404
30	Yadagiri	0	0
Total		313	

* Patient numbers are State P Code.

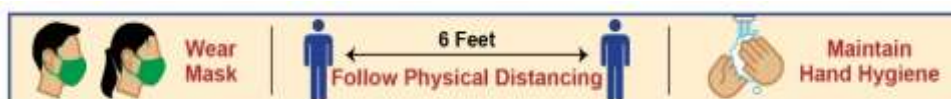


Annexure – 2

Today's Reported COVID-19 Deaths: 06

Sl. No	District	State P No.	Age in Years	Sex	Description	Symptoms	Co-Morbidities	DOA	DOD	Place of Death
1	Bengaluru Urban*	949733	78	M	ILI	Fever, Cough	DM, HTN	17-01-2021	23-01-2021	Private Hospital
2	Bengaluru Urban*	950145	52	F	ILI	Fever	IHD	18-01-2021	22-01-2021	Private Hospital
3	Bengaluru Urban*	950591	70	F	ILI	Fever	DM, HTN	19-01-2021	23-01-2021	Designated Hospital
4	Bengaluru Urban	950992	68	M	SARI	Breathlessness	DM, HTN	20-01-2021	19-02-2021	Designated Hospital
5	Tumakuru	960135	61	F	SARI	Fever, Breathlessness	DM, HTN	10-02-2021	16-02-2021	Designated Hospital
6	Mysuru	961647	65	M	SARI	Cough, Breathlessness	DM, HTN, IHD	17-02-2021	23-02-2021	Private Hospital

*Data reconcile with the districts.



Annexure – 3

ICU Details		
Sl.No.	Districts	Total
1	Bagalakote	2
2	Ballari	0
3	Belagavi	5
4	Bengaluru Rural	3
5	Bengaluru Urban	56
6	Bidar	4
7	Chamarajanagara	0
8	Chikkaballapura	0
9	Chikkamagaluru	0
10	Chitradurga	0
11	Dakshina Kannada	2
12	Davanagere	1
13	Dharwada	4
14	Gadag	2
15	Hassana	5
16	Haveri	0
17	Kalaburagi	10
18	Kodagu	0
19	Kolar	3
20	Koppala	1
21	Mandya	2
22	Mysuru	4
23	Raichuru	0
24	Ramanagara	0
25	Shivamogga	3
26	Tumakuru	7
27	Udupi	3
28	Uttara Kannada	2
29	Vijayapura	3
30	Yadagiri	0
Total		122

