



GOVERNMENT OF KARNATAKA

DEPARTMENT OF HEALTH & FAMILY WELFARE

NOVEL CORONA VIRUS (COVID-19)

MEDIA BULLETIN

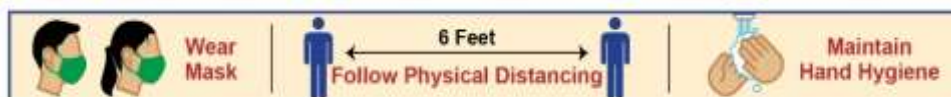
DATE: 02-03-2021

The first case of Novel Corona Virus infection, which has caused a pandemic resulting in catastrophic health implications and human miseries throughout the globe, was detected in state on 08.03.2020. It was a case of international traveler returning to Bengaluru Urban. Since then, the state has relied on 5Ts of tracing, testing, tracking, treatment and technology to tackle COVID-19. A robust surveillance system with elaborate contingency plan is in place for limiting the spread of the disease.

In the fight against COVID-19 pandemic an effective intervention in the form of COVID vaccination has been implemented in Karnataka since January 16th 2021 as per Government of India operational guidelines.

1	Today's Discharges	309
2	Total Discharges	933730
3	New Cases Reported (01.03.2021, 00:00 to 23:59)	437
4	Total Active Cases	5945
5	New Covid Deaths	7
6	Total Covid Deaths	12343
7	Total Positive Cases	952037
8	Admitted in ICU (among total active cases)	116
9	Positivity rate for the day (01.03.2021, 00:00 to 23:59)	0.68%
10	Case fatality rate (CFR) for the day (01.03.2021, 00:00 to 23:59)	1.60%

Particulars		Today's	Cumulative
A	Total Passengers screened at Air ports	-	312656
B	UK passengers arrived from 25-11- 2020 to till date	-	12786



COVID-19 Vaccination coverage report as on 02.03.2021 (5:30 PM)

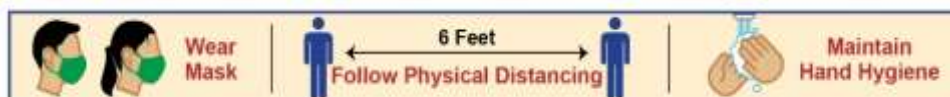
	Day 46 (till 5:30 PM)	Cumulative (16.01.2021 to 02.03.2021)
Sessions Planned	260	26251
Sessions held	259	26023
Achievement of HCW 1st dose	907	449125
Achievement of HCW 2nd dose	1723	215384
Achievement of FLW 1st dose	1103	161673
Achievement of 45-60 with comorbidities 1st dose	1147	1771
Achievement of above 60 years 1st dose	5166	7426
Total Achievement	10046	835379
Severe AEFIs	0	2
Serious AEFIs	0	21

LABORATORY DATA

Test done details			
Date	Rapid Antigen Detection Test	RT PCR & Other methods	Total Test
Today	5349	58898	64247
Cumulative Total (For 2021- till today)	311472	4413612	4725084
Cumulative Total (for year 2020)	3726803	10469262	14196065
Cumulative Total (Tilldate)	4038275	14882874	18921149

UK Passengers Test done details till today	
UK returnees positive for RT-PCR	63
Primary contacts positive for RT-PCR	26
UK strain positive	25

*Data received from SSU.



Programmatic Updates

Mental Health Counselling Data (held on 01.03.2021)

No of patients counselled	Cumulative No of patients counselled
289	969835

01	Karnataka has operationalised State Control Room & District Control Room for real time monitoring, address COWIN portal issues, AEFI queries and media scanning.
02	“Corona Watch” Mobile AP-P- can be downloaded from https://covid19.karnataka.gov.in In this app you can see the spots visited by Positive Patients up to 14 days Prior to testing Positive. Also, it shows the nearest First Respondent Hospitals and Helpline numbers.
03	During the COVID-19 lockdown period, for assisting public on fever, cold, cough & respiratory Problems a unique helpline Number 14410 called “Apthamitra” has been started by Government of Karnataka. 210 lines have been reserved for receiving calls of COVID-19. On 01.03.2021 , 4735 calls have been received.
04	To know the Result of the Covid test using SRF ID, please log-on to the following link- https://www.covidwar.karnataka.gov.in/service1

Appeal to Public: Any person who has returned from COVID-19 affected Country or has been in personal contact with such person must remain in Home Isolation for 14 days from arrival in India irrespective of having any symptoms or not. **Also, should self-notify to nearest Government Hospital or free call “Aptamitra” Helpline 14410. Maintain Personal hygiene, use tissue Paper/handkerchief while coughing or sneezing, frequently wash hands with soap and water or use hand sanitizer and avoid attending mass social gatherings.**

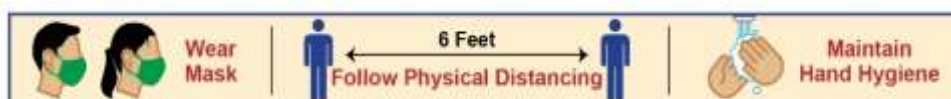
Help us to Help you ←-----→ Stay Home, Be Safe
Let us fight COVID-19 together

All the Guidelines and Advisories are available at State Health and Family Welfare Department Website:

<https://karunadu.karnataka.gov.in/hfw/kannada/Pages/covid-19.aspx>

Govt. of Karnataka Official COVID-19 Information Website:

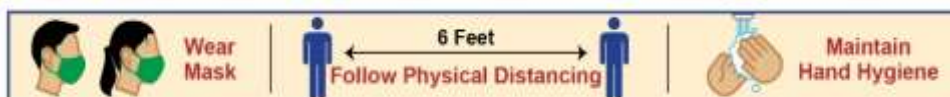
<http://covid19.karnataka.gov.in>



COVID-19 Vaccination Program Information:

District wise COVID-19 vaccination coverage						
S.No.	District	Cumulative as on 02.03.2021 5:30 PM				
		Cumulative Achievement HCWs 1st dose	Cumulative Achievement HCWs 2nd dose	Cumulative Achievement FLWs 1st dose	Cumulative Achievement 45-60yrs1st dose	Cumulative Achievement above 60yrs1st dose
1	Bagalkot	10572	3844	3,391	10	84
2	Ballari	13893	7683	7,000	143	398
3	Belagavi	31233	16949	11,017	111	398
4	Bengaluru Rural	6329	3375	4,756	29	269
5	Bengaluru Urban	105838	30494	28,020	766	1387
6	Bidar	7533	3823	3,642	47	221
7	Chamarajanagar	4538	1523	2041	5	23
8	Chikballapur	7216	5266	3,320	38	120
9	Chikkamagaluru	7709	3632	4,750	32	178
10	Chitradurga	10158	7793	3,923	8	138
11	Dakshin Kannad	30842	12620	5,575	7	188
12	Davangere	10687	5630	3,662	5	106
13	Dharwad	14860	7353	5,181	72	239
14	Gadag	7695	2983	4,266	6	78
15	Hassan	11969	5365	4,748	11	185
16	Haveri	5786	3112	2,901	5	95
17	Kalaburagi	13181	5638	3,775	94	158
18	Kodagu	4773	3928	1,867	11	179
19	Kolar	9898	5888	3,930	32	148
20	Koppal	6960	2172	3,982	4	81
21	Mandya	11585	7273	5,170	23	128
22	Mysuru	24650	12889	8,584	59	963
23	Raichur	10415	5754	2,847	101	104
24	Ramanagara	6622	4466	3,439	18	98
25	Shivamogga	14174	7084	5,410	33	332
26	Tumakuru	16561	13881	8,185	31	235
27	Udupi	17121	9231	3,742	5	396
28	Uttara Kannada	12020	8902	4,476	37	336
29	Vijayapura	10245	4477	6,385	13	137
30	Yadgir	4062	2356	1,688	15	24
Total		449125	215384	1,61,673	1771	7426

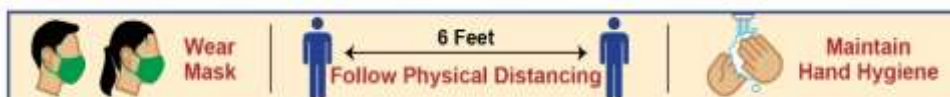
Note: No severe/serious AEFI reported in the state



Districtwise Abstract of COVID-19**

Sl. No	District Name	Today's Positives	Total Positives	Today's Discharges	Total Discharges	Total Active Cases	Today's Reported Covid Deaths	Total Covid Deaths	Death due to Non-Covid reasons
1	Bagalakote	0	13779	1	13637	6	0	136	0
2	Ballari	5	39284	5	38616	71	0	597	0
3	Belagavi	9	26927	10	26488	97	0	342	0
4	Bengaluru Rural	2	18837	5	18609	68	0	160	0
5	Bengaluru Urban	282	406129	159	397430	4211	4	4487	1
6	Bidar	16	7561	2	7334	51	0	172	4
7	Chamarajanagara	2	6979	0	6832	16	0	120	11
8	Chikkaballapura	9	13758	3	13613	27	0	117	1
9	Chikkamagaluru	1	14031	2	13873	19	0	139	0
10	Chitradurga	11	14932	4	14780	83	0	69	0
11	Dakshina Kannada	19	34468	22	33536	192	0	738	2
12	Davanagere	3	22445	2	22161	20	0	264	0
13	Dharwada	1	22351	4	21682	51	0	618	0
14	Gadag	0	11021	0	10870	10	0	141	0
15	Hassana	6	28745	14	28273	76	0	396	0
16	Haveri	1	11021	2	10827	4	0	190	0
17	Kalaburagi	8	22029	12	21541	158	0	330	0
18	Kodagu	1	6159	5	6032	54	0	73	0
19	Kolara	1	10120	3	9909	34	0	177	0
20	Koppala	1	13946	0	13659	8	0	279	0
21	Mandya	5	19798	1	19622	24	0	152	0
22	Mysuru	15	54126	18	52905	188	2	1033	0
23	Raichuru	2	14305	0	14134	13	0	158	0
24	Ramanagara	1	7432	1	7349	6	0	77	0
25	Shivamogga	6	22499	2	22093	57	0	349	0
26	Tumakuru	15	25727	15	25097	239	1	391	0
27	Udupi	6	23621	6	23369	62	0	190	0
28	Uttara Kannada	2	14711	4	14505	28	0	178	0
29	Vijayapura	4	14563	7	14300	57	0	206	0
30	Yadagiri	3	10697	0	10621	15	0	61	0
31	Others*	0	36	0	33	0	0	3	0
Total		437	952037	309	933730	5945	7	12343	19

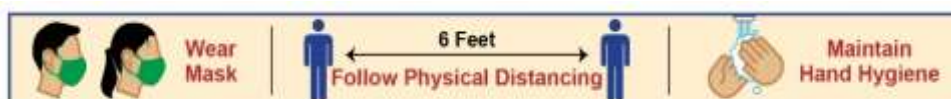
*Others include Cases of other States and International Quarantined Passengers.



Annexure - I

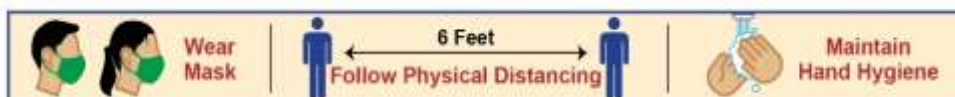
Today's Discharges

Sl. No	District Name	Total	Patient Number*
1	Bagalakote	1	962799
2	Ballari	5	962045 962355 962405 962489 962354
3	Belagavi	10	961702 961703 961704 961705 961706 961823 961824 961903 961983 962046
4	Bengaluru Rural	5	962298 962326 962678 962750 963108
5	Bengaluru Urban	159	953401 955458 959062 959157 959547 959985 960488 961015 961021 961076 961105 961161 961169 961197 961262 961664 961677 961685 961693 961716 961752 961769 961772 961797 961827 961828 961909 961913 961915 961926 961930 961962 961965 961967 961988 961994 961996 962035 962049 962052 962054 962057 962061 962088 962104 962105 962107 962108 962109 962110 962111 962120 962123 962128 962135 962136 962139 962143 962144 962145 962146 962147 962149 962150 962152 962153 962163 962164 962165 962166 962167 962168 962169 962170 962171 962172 962176 962178 962201 962204 962207 962210 962236 962238 962239 962240 962241 962244 962253 962261 962262 962276 962288 962297 962328 962331 962332 962337 962341 962359 962361 962364 962366 962367 962368 962369 962370 962374 962376 962413 962414 962416 962417 962418 962419 962423 962427 962429 962435 962436 962437 962438 962439 962442 962445 962446 962447 962451 962465 962468 962469 962471 962472 962491 962495 962496 962497 962498 962503 962527 962530 962532 962534 962535 962547 962710 962967 962971 963223 963233 963566 963579 964066 966096 966097 966276 966280 966416 966426
6	Bidar	2	963156 963158
7	Chamarajanagara	0	0
8	Chikkaballapura	3	964797 964941 965098
9	Chikkamagaluru	2	962947 963623
10	Chitradurga	4	965517 965526 965639 965842
11	Dakshina Kannada	22	952735 952913 953410 955266 956391 957556 957655 958975 959186 959558 960405 960645 960885 961851 962220 962221 962222 962223 962224 962304 961934 962140
12	Davanagere	2	962858 962859
13	Dharwada	4	963733 963734 963945 964224
14	Gadag	0	0
15	Hassana	14	962552 962553 962554 962555 962556 962557 962558 962560 962561 962562 962563 962564 962565 962566
16	Haveri	2	963090 963735
17	Kalaburagi	12	960168 961487 961488 961489 961301 961941 962309 962343 962344 962394 962452 962457
18	Kodagu	5	962390 962391 962392 962003 963965
19	Kolara	3	964033 964230 964034
20	Koppala	0	0
21	Mandya	1	963382
22	Mysuru	18	961759 961791 961947 961982 962006 962083 962011 963102 963188 963204 963205 963239 963240 963274 963290 963291 963207 963293



23	Raichuru	0	0
24	Ramanagara	1	962739
25	Shivamogga	2	962281 962522
26	Tumakuru	15	960069 960070 960090 960091 960092 960093 960134 960136 960137 960138 960306 960307 960308 960327 960328
27	Udupi	6	963862 964042 964184 964185 964186 964223
28	Uttara Kannada	4	963407 963555 963751 965054
29	Vijayapura	7	962017 962460 963138 963139 963295 964298 964682
30	Yadagiri	0	0
Total		309	

* Patient numbers are State P Code.

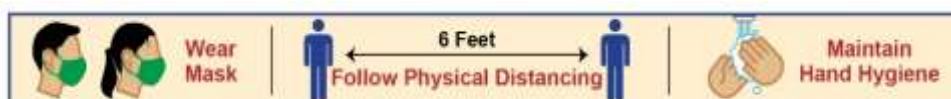


Annexure – 2

Today's Reported COVID-19 Deaths: 07

Sl. No	District	State P No.	Age in Years	Sex	Description	Symptoms	Co-Morbidities	DOA	DOD	Place of Death
1	Bengaluru Urban*	947901	60	F	SARI	Breathlessness	DM, HTN	19-01-2021	10-02-2021	Private Hospital
2	Bengaluru Urban*	950469	78	M	ILI	Fever	DM	24-01-2021	06-02-2021	Private Hospital
3	Bengaluru Urban*	955026	75	F	SARI	Breathlessness	DM, HTN	08-02-2021	09-02-2021	Designated Hospital
4	Bengaluru Urban*	958380	84	M	SARI	Breathlessness	DM, HTN	10-02-2021	13-02-2021	Private Hospital
5	Tumakuru	963711	87	M	SARI	Fever, Breathlessness	DM, HTN	22-02-2021	27-02-2021	Designated Hospital
6	Mysuru	964295	71	M	SARI	Breathlessness	DM, HTN, CKD	25-02-2021	02-03-2021	Private Hospital
7	Mysuru	964591	61	M	SARI	Breathlessness	DM, HTN, CKD	24-02-2021	01-03-2021	Private Hospital

*Data reconciled with the districts.



Annexure – 3

ICU Details		
Sl.No.	Districts	Total
1	Bagalakote	1
2	Ballari	0
3	Belagavi	6
4	Bengaluru Rural	3
5	Bengaluru Urban	51
6	Bidar	7
7	Chamarajanagara	0
8	Chikkaballapura	0
9	Chikkamagaluru	0
10	Chitradurga	1
11	Dakshina Kannada	3
12	Davanagere	0
13	Dharwada	5
14	Gadag	2
15	Hassana	4
16	Haveri	0
17	Kalaburagi	10
18	Kodagu	0
19	Kolara	3
20	Koppala	0
21	Mandya	3
22	Mysuru	4
23	Raichuru	0
24	Ramanagara	0
25	Shivamogga	3
26	Tumakuru	4
27	Udupi	3
28	Uttara Kannada	1
29	Vijayapura	2
30	Yadagiri	0
Total		116

