



GOVERNMENT OF KARNATAKA

DEPARTMENT OF HEALTH & FAMILY WELFARE

NOVEL CORONA VIRUS (COVID-19)

MEDIA BULLETIN

DATE: 07-03-2021

The first case of Novel Corona Virus infection, which has caused a pandemic resulting in catastrophic health implications and human miseries throughout the globe, was detected in state on 08.03.2020. It was a case of international traveler returning to Bengaluru Urban. Since then, the state has relied on 5Ts of tracing, testing, tracking, treatment and technology to tackle COVID-19. A robust surveillance system with elaborate contingency plan is in place for limiting the spread of the disease.

In the fight against COVID-19 pandemic an effective intervention in the form of COVID vaccination has been implemented in Karnataka since January 16th 2021 as per Government of India operational guidelines.

1	Today's Discharges	351
2	Total Discharges	935772
3	New Cases Reported (06.03.2021, 00:00 to 23:59)	622
4	Total Active Cases	6862
5	New Covid Deaths	3
6	Total Covid Deaths	12362
7	Total Positive Cases	955015
8	Admitted in ICU (among total active cases)	115
9	Positivity rate for the day (06.03.2021, 00:00 to 23:59)	0.81%
10	Case fatality rate (CFR) for the day (06.03.2021, 00:00 to 23:59)	0.48%

Particulars		Today's	Cumulative
A	Total Passengers screened at Air ports	-	317492
B	UK passengers arrived from 25-11- 2020 to till date	272	13487



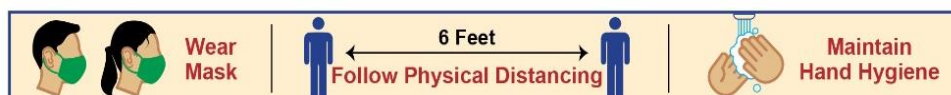
COVID-19 Vaccination coverage report as on 07.03.2021 (5:30 PM)

	Day 51 (till 5:30 PM)	Cumulative (16.01.2021 to 07.03.2021)
Sessions Planned	24	27518
Sessions held	21	27281
Achievement of HCW 1st dose	25	461458
Achievement of HCW 2nd dose	70	233764
Achievement of FLW 1st dose	23	166528
Achievement of FLW 2nd dose	0	45
Achievement of 45-60 with comorbidities 1st dose	69	10828
Achievement of above 60 years 1st dose	241	68391
Total Achievement	428	941014
Severe AEFIs	0	2
Serious AEFIs	0	21

Note:

1. On the occasion of International Women's Day on March 8th, as State initiative the pink vaccination booth will be implemented in C.V. Raman hospital in Bangalore and in selected health facility for COVID-19 vaccination of all districts. Pink booth for COVID-19 vaccination will be arranged exclusively for women who fit the age criteria as per Government of India guidelines.

2. State has given instructions to all the districts to ramp up COVID-19 vaccination activity by involving all Government facilities and private facilities who are willing to conduct COVID-19 vaccination.



LABORATORY DATA

Test done details			
Date	Rapid Antigen Detection Test	RT PCR & Other methods	Total Test
Today	3874	72086	75960
Cumulative Total (For 2021- till today)	334417	4774620	5109037
Cumulative Total (for year 2020)	3726803	10469262	14196065
Cumulative Total (Tilldate)	4061220	15243882	19305102

UK Passengers Test done details till today	
UK returnees positive for RT-PCR	64
Primary contacts positive for RT-PCR	26
UK strain positive	25

*Data received from SSU.



Programmatic Updates

Mental Health Counselling Data (held on 06.03.2021)

No of patients counselled	Cumulative No of patients counselled
281	971062

01	Karnataka has operationalised State Control Room & District Control Room for real time monitoring, address COWIN portal issues, AEFI queries and media scanning.
02	“Corona Watch” Mobile AP-P- can be downloaded from https://covid19.karnataka.gov.in In this app you can see the spots visited by Positive Patients up to 14 days Prior to testing Positive. Also, it shows the nearest First Respondent Hospitals and Helpline numbers.
03	During the COVID-19 lockdown period, for assisting public on fever, cold, cough & respiratory Problems a unique helpline Number 14410 called “Apthamitra” has been started by Government of Karnataka. 210 lines have been reserved for receiving calls of COVID-19. On 06.03.2021 , 4752 calls have been received.
04	To know the Result of the Covid test using SRF ID, please log-on to the following link- https://www.covidwar.karnataka.gov.in/service1

Appeal to Public: Any person who has returned from COVID-19 affected Country or has been in personal contact with such person must remain in Home Isolation for 14 days from arrival in India irrespective of having any symptoms or not. **Also, should self-notify to nearest Government Hospital or free call “Aptamitra” Helpline 14410. Maintain Personal hygiene, use tissue Paper/handkerchief while coughing or sneezing, frequently wash hands with soap and water or use hand sanitizer and avoid attending mass social gatherings.**

Help us to Help you ←-----→ Stay Home, Be Safe
Let us fight COVID-19 together

All the Guidelines and Advisories are available at State Health and Family Welfare Department Website:

<https://karunadu.karnataka.gov.in/hfw/kannada/Pages/covid-19.aspx>

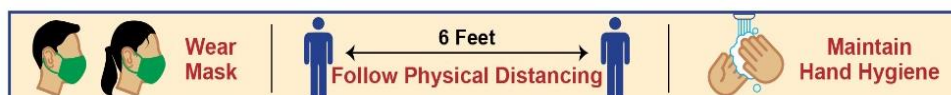
Govt. of Karnataka Official COVID-19 Information Website:

<http://covid19.karnataka.gov.in>



COVID-19 Vaccination Program Information:**District wise COVID-19 vaccination coverage**

S.No.	District	Cumulative as on 07.03.2021 5:30 PM					
		Cumulative Achievement HCWs 1st dose	Cumulative Achievement HCWs 2nd dose	Cumulative Achievement FLWs 1st dose	Cumulative Achievement FLWs 2nd dose	Cumulative Achievement 45-60yrs1st dose	Cumulative Achievement above 60yrs1st dose
1	Bagalkot	10676	4272	3,455	7	152	658
2	Ballari	14228	8015	7,496	3	1265	2405
3	Belagavi	32491	19317	11,423	0	559	2500
4	Bengaluru Rural	6532	3639	5,150	0	313	2184
5	Bengaluru Urban	111954	34486	28,492	0	3218	28239
6	Bidar	7710	3965	3,682	3	319	1179
7	Chamarajanagar	4764	1583	2159	0	53	325
8	Chikballapur	7253	5398	3,372	2	131	767
9	Chikkamagaluru	7746	3894	4,789	2	117	970
10	Chitradurga	10173	7943	3,985	0	177	1205
11	Dakshin Kannad	31880	14559	5,823	0	288	2436
12	Davangere	10924	5994	3,888	0	157	640
13	Dharwad	15066	8355	5,336	0	307	2507
14	Gadag	7879	3275	4,322	0	65	463
15	Hassan	12114	5896	4,988	7	115	1183
16	Haveri	5846	3404	3,165	1	113	471
17	Kalaburagi	13257	6327	3,955	2	681	1467
18	Kodagu	4807	3973	1,894	0	53	785
19	Kolar	10089	6485	4,071	0	206	815
20	Koppal	6984	2320	4,023	4	68	472
21	Mandya	11909	7689	5,443	0	113	678
22	Mysuru	24989	13555	8,840	7	502	5390
23	Raichur	10481	5874	2,880	1	624	1472
24	Ramanagara	6672	4650	3,454	2	66	415
25	Shivamogga	14333	7950	5,659	4	148	1848
26	Tumakuru	16736	14059	8,337	0	439	1855
27	Udupi	17204	10399	3,790	0	73	1981
28	Uttara Kannada	12253	9250	4,505	0	359	1958
29	Vijayapura	10425	4829	6,450	0	80	893
30	Yadgir	4083	2409	1,702	0	67	230
Total		461458	233764	1,66,528	45	10828	68391

Note: No severe/serious AEFI reported in the state

Districtwise Abstract of COVID-19**

Sl. No	District Name	Today's Positives	Total Positives	Today's Discharges	Total Discharges	Total Active Cases	Today's Reported Covid Deaths	Total Covid Deaths	Death due to Non-Covid reasons
1	Bagalakote	0	13781	0	13642	3	0	136	0
2	Ballari	2	39313	10	38645	71	0	597	0
3	Belagavi	13	26979	5	26530	107	0	342	0
4	Bengaluru Rural	12	18874	0	18627	86	0	161	0
5	Bengaluru Urban	389	408025	175	398540	4985	3	4499	1
6	Bidar	24	7646	11	7361	108	0	173	4
7	Chamarajanagara	3	6998	2	6845	22	0	120	11
8	Chikkaballapura	5	13794	7	13639	36	0	118	1
9	Chikkamagaluru	4	14043	2	13885	19	0	139	0
10	Chitradurga	1	14957	6	14818	70	0	69	0
11	Dakshina Kannada	16	34569	14	33604	225	0	738	2
12	Davanagere	2	22464	1	22169	31	0	264	0
13	Dharwada	16	22405	12	21730	56	0	619	0
14	Gadag	4	11032	2	10878	13	0	141	0
15	Hassana	3	28786	7	28305	84	0	397	0
16	Haveri	1	11025	0	10830	5	0	190	0
17	Kalaburagi	34	22161	15	21625	206	0	330	0
18	Kodagu	4	6187	4	6051	63	0	73	0
19	Kolara	6	10140	4	9927	36	0	177	0
20	Koppala	0	13948	0	13664	5	0	279	0
21	Mandya	3	19813	2	19639	22	0	152	0
22	Mysuru	11	54202	24	53028	140	0	1034	0
23	Raichuru	1	14318	1	14140	20	0	158	0
24	Ramanagara	0	7436	0	7351	8	0	77	0
25	Shivamogga	1	22512	4	22129	34	0	349	0
26	Tumakuru	25	25811	24	25233	186	0	392	0
27	Udupi	30	23717	3	23427	100	0	190	0
28	Uttara Kannada	5	14742	4	14520	44	0	178	0
29	Vijayapura	6	14600	11	14331	63	0	206	0
30	Yadagiri	1	10701	1	10626	14	0	61	0
31	Others*	0	36	0	33	0	0	3	0
Total		622	955015	351	935772	6862	3	12362	19

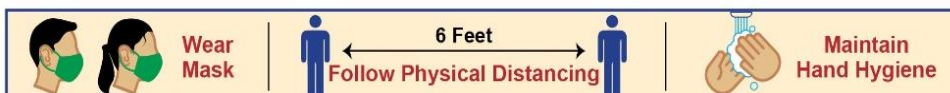
*Others include Cases of other States and International Quarantined Passengers.



Annexure – I

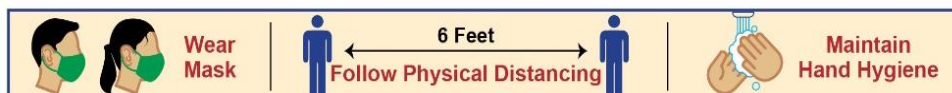
Today's Discharges

Sl. No	District Name	Total	Patient Number*
1	Bagalakote	0	0
2	Ballari	10	963635 964363 964364 964409 964439 964612 964683 964684 964685 964686
3	Belagavi	5	963863 964045 964188 964189 964190
4	Bengaluru Rural	0	0
5	Bengaluru Urban	175	947882 957449 959790 961682 961718 962333 962576 962589 962590 962616 962617 962660 962703 962706 962761 962763 962764 962774 962775 962812 962814 962818 962849 962892 962901 962904 962977 963005 963006 963008 963009 963147 963179 963198 963221 963252 963254 963313 963326 963337 963339 963356 963362 963367 963468 963531 963620 963622 963649 963693 963696 963723 963724 964052 964054 964067 964099 964102 964103 964150 964205 964207 964220 964253 964254 964266 964320 964321 964322 964323 964328 964329 964333 964353 964377 964385 964386 964395 964398 964417 964418 964419 964425 964430 964453 964476 964487 964491 964499 964536 964561 964563 964567 964617 964653 964655 964668 964693 964695 964700 964713 964714 964716 964749 964752 964767 964769 964770 964773 964782 964792 964794 964804 964810 964820 964854 964858 964866 964868 964879 964881 964891 964894 964897 964901 964902 964916 964923 964931 964933 964937 964960 964969 964970 964971 964988 965002 965028 965030 965034 965036 965037 965043 965068 965075 965076 965077 965083 965086 965087 965089 965123 965124 965125 965133 965156 965180 965227 965230 965243 965245 965247 965268 965293 965298 965312 965317 965351 965357 965582 965874 965875 968069 968536 968646
6	Bidar	11	965016 965017 965018 965019 965556 965557 965558 965614 965615 965616 965617
7	Chamarajanagara	2	966159 966216
8	Chikkaballapura	7	966893 966894 966933 966934 966935 966958 966973
9	Chikkamagaluru	2	965102 966666
10	Chitradurga	6	967923 968074 968224 968225 968401 968442
11	Dakshina Kannada	14	964357 964358 964359 964360 964392 964432 964433 964506 964537 964538 964579 964719 964755 964402
12	Davanagere	1	965605
13	Dharwada	12	966741 966743 966744 966745 966746 966747 966748 966749 966750 967743 967744 967745
14	Gadag	2	966223 966378
15	Hassana	7	964757 964784 964785 964786 964787 964944 964975
16	Haveri	0	0
17	Kalaburagi	15	962456 963264 963625 963655 963914 964672 964584 964585 964907 964945 964946 964947 964948 964949 965009
18	Kodagu	4	963585 965553 966300 966380
19	Kolar	4	966089 966233 966234 966235
20	Koppala	0	0
21	Mandya	2	966481 966832
22	Mysuru	24	965392 965393 965394 965643 965692 965694 965770 965846 965847 965853



			965856 965889 965890 965892 965893 965894 965929 965930 965931 965932 965933 965849 965857 965854
23	Raichuru	1	964676
24	Ramanagara	0	0
25	Shivamogga	4	964406 964407 964545 964405
26	Tumakuru	24	964393 964522 964523 964524 964593 964594 964595 964596 964597 964598 964599 964600 964601 964602 964603 964737 964738 964739 964740 964741 964742 964744 964745 964763
27	Udupi	3	966633 966634 966810
28	Uttara Kannada	4	966135 966136 966395 968175
29	Vijayapura	11	964982 964983 965344 965345 965347 965349 966398 966403 966405 966407 966408
30	Yadagiri	1	965280
Total		351	

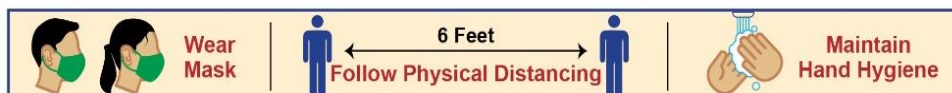
* Patient numbers are State P Code.



Annexure – 2

Today's Reported COVID-19 Deaths: 03

Sl. No	District	State P No.	Age in Years	Sex	Description	Symptoms	Co-Morbidities	DOA	DOD	Place of Death
1	Bengaluru Urban	963133	78	M	SARI	Fever, Cough, Breathlessness	DM, HTN	03-03-2021	04-03-2021	Designated Hospital
2	Bengaluru Urban	964477	71	M	ILI	Fever	HTN	24-02-2021	03-03-2021	Private Hospital
3	Bengaluru Urban	965027	75	M	SARI	Breathlessness	DM, HTN	25-02-2021	03-03-2021	Private Hospital



Annexure – 3

ICU Details		
Sl.No.	Districts	Total
1	Bagalakote	0
2	Ballari	0
3	Belagavi	4
4	Bengaluru Rural	3
5	Bengaluru Urban	49
6	Bidar	6
7	Chamarajanagara	4
8	Chikkaballapura	0
9	Chikkamagaluru	0
10	Chitradurga	0
11	Dakshina Kannada	4
12	Davanagere	2
13	Dharwada	3
14	Gadag	1
15	Hassana	4
16	Haveri	0
17	Kalaburagi	10
18	Kodagu	1
19	Kolara	1
20	Koppala	0
21	Mandya	4
22	Mysuru	5
23	Raichuru	0
24	Ramanagara	0
25	Shivamogga	3
26	Tumakuru	5
27	Udupi	2
28	Uttara Kannada	2
29	Vijayapura	2
30	Yadagiri	0
Total		115

