Government of Karnataka

Karnataka State COVID-19 War Room,Bengaluru

Daily Report

COVID-19 Positive Cases Analysis of Karnataka State

as on 02/07/2020 (as on 05:00 PM).

Karnataka State COVID-19 War Room, Balabrooie Guest House,

Vasant Nagar, Bengaluru

ANALYSIS AND ANALYTICS OF CORONA POSITIVE PATIENTS IN KARNATAKA
(as on 02.07.2020at 05:00 PM)

Total Cases	**18016**
Total Recovered	**8334**
+Total Death	**272+ 4 due to non-covid**
New Cases in last 24hrs	**1502**

Age of the Deceased:> 70 years = 56 Persons **60 to 70** = 70 Persons **50 to 60** = 61 Persons **40 to 50** = 34 Persons **31 to 40** = 15, **30 to 20** = 9, **10 to 20** = 1 and **< 10 years** = NIL.

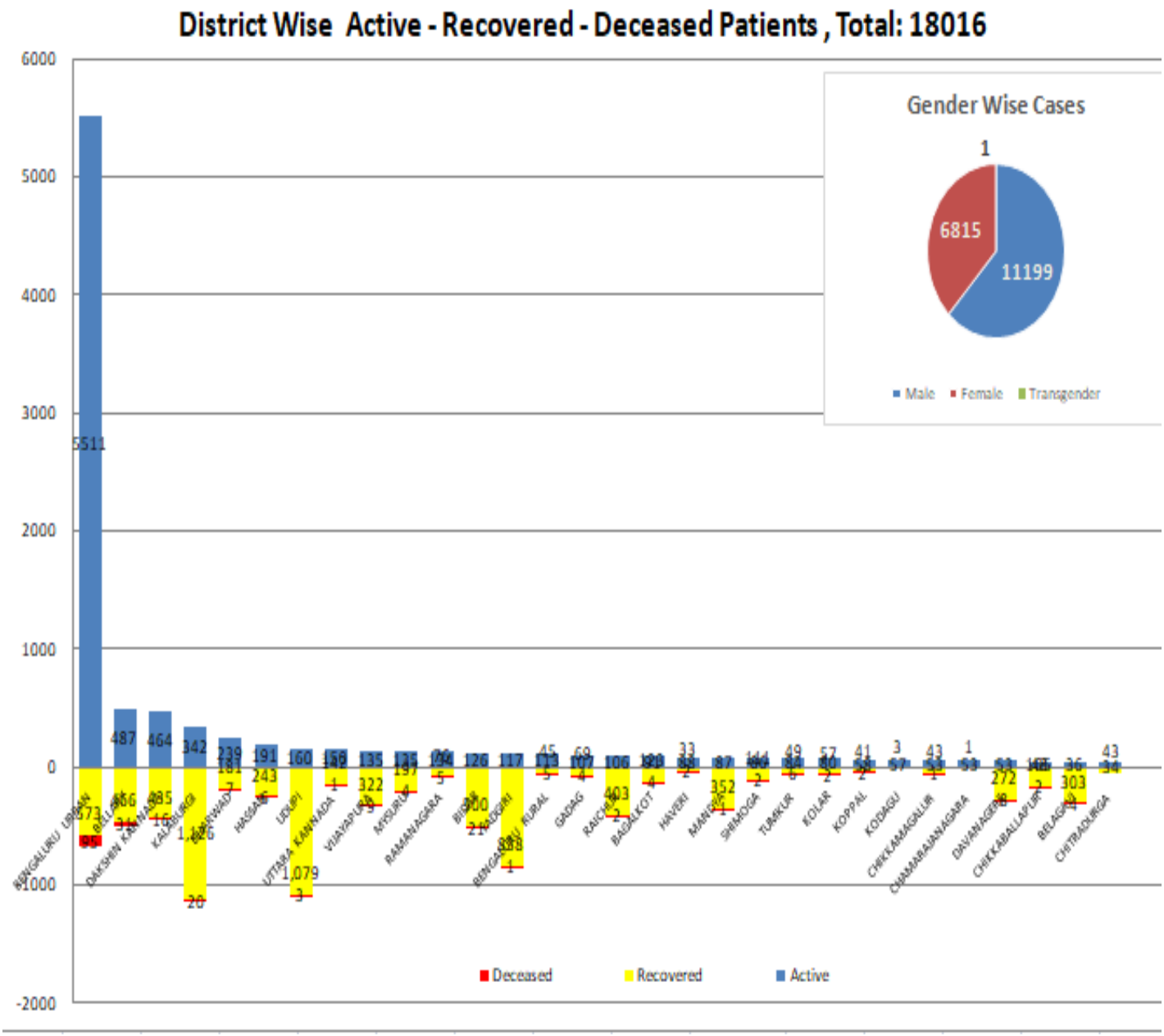

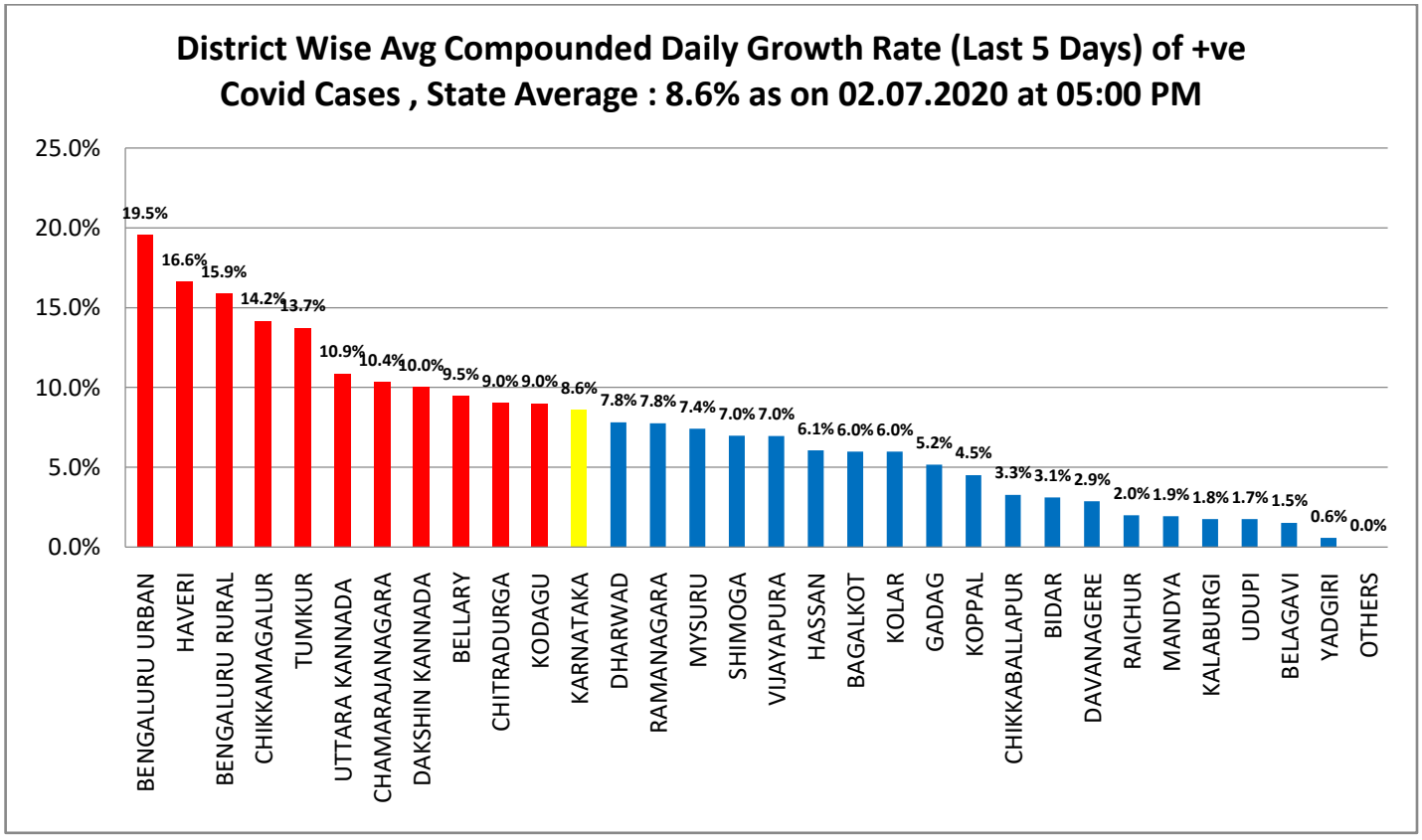
District Wise Avg Compounded Daily Growth Rate (Last 5 Days) of +ve Covid Cases , State Average : 8.6% as on 02.07.2020 at 05:00 PM
25.0%
20.0%
15.0%
10.0%
5.0%
0.0%
19.5%
16.6%
15.9%
14.2%
13.7%
10.9%
10.4%
10.0%
9.5%
9.0%
9.0%
8.6%
7.8%
7.8%
7.4%
7.0%
7.0%
6.1%
6.0%
6.0%
5.2%
4.5%
3.3%
3.1%
2.9%
2.0%
1.9%
1.8%
1.7%
1.5%
0.6%
0.0%
BENGALURU URBAN
HAVERI
BENGALURU RURAL
CHIKKAMAGALUR
TUMKUR
UTTARA KANNADA
CHAMARAJANAGARA
DAKSHIN KANNADA
BELLARY
CHITRADURGA
KODAGU
KARNATAKA
DHARWAD
RAMANAGARA
MYSURU
SHIMOGA
VIJAYAPURA
HASSAN
BAGALKOT
KOLAR
GADAG
KOPPAL
CHIKKABALLAPUR
BIDAR
DAVANAGERE
RAICHUR
MANDYA
KALABURGI
UDUPI
BELAGAVI
YADGIRI
OTHERS

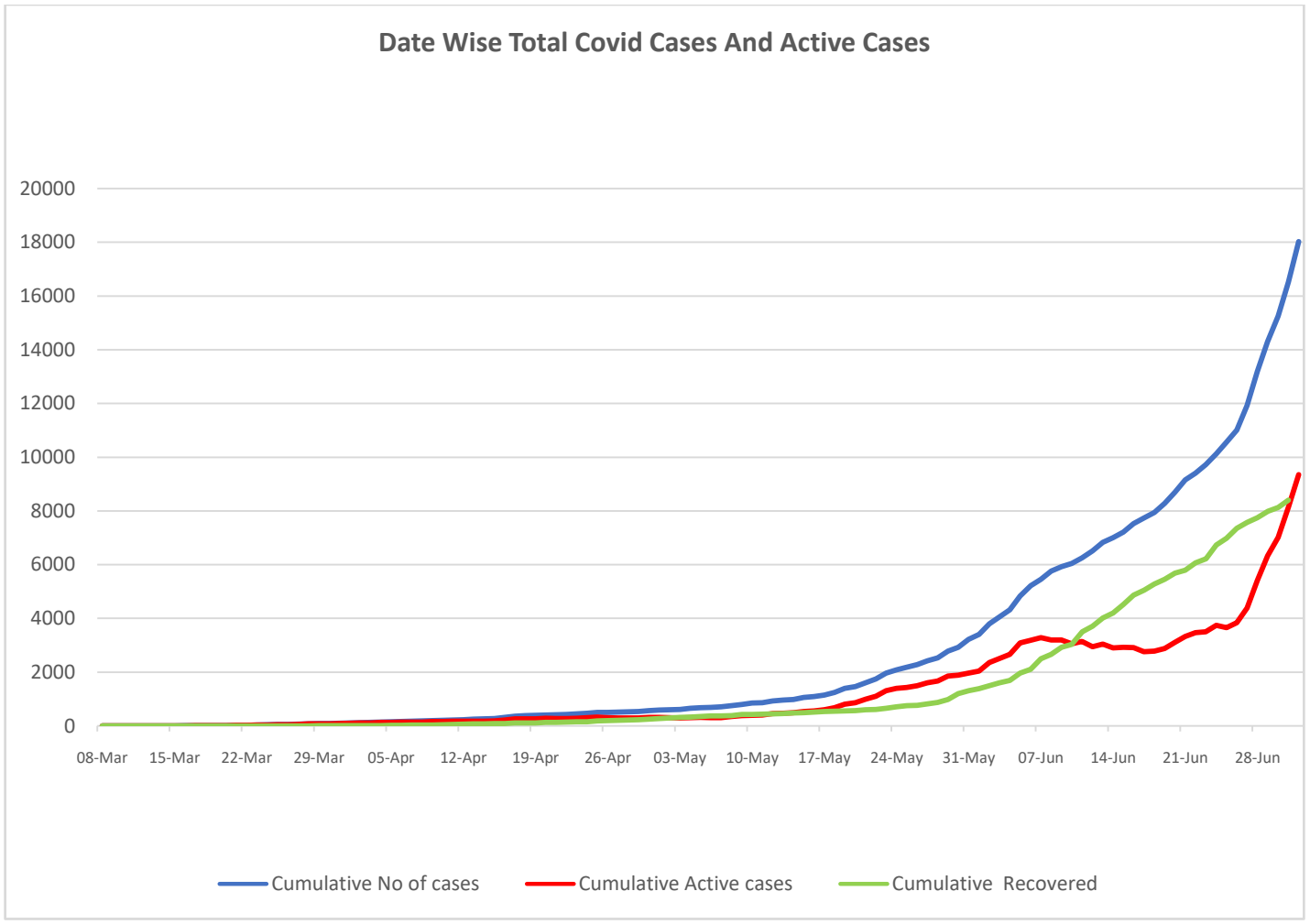
Date Wise Total Covid Cases And Active Cases
20000
18000
16000
14000
12000
10000
8000
6000
4000
2000
0
08-Mar
15-Mar
22-Mar
29-Mar
05-Apr
12-Apr
19-Apr
26-Apr
03-May
10-May
17-May
24-May
31-May
07-Jun
14-Jun
21-Jun
28-Jun
Cumulative No of cases
Cumulative Active cases
Cumulative Recovered

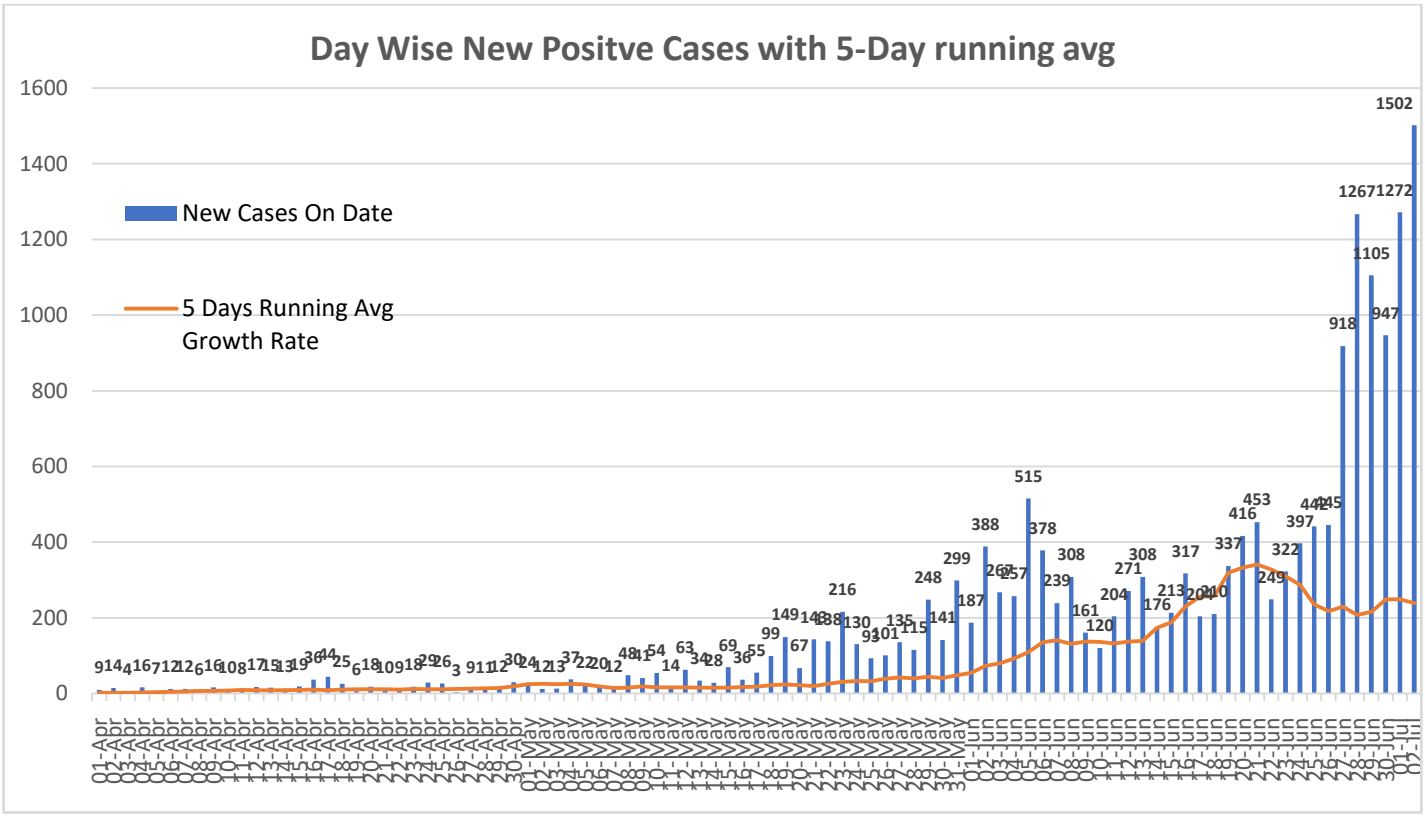
Day Wise New Positve Cases with 5-Day running avg
New Cases On Date
5 Days Running Avg
Growth Rate

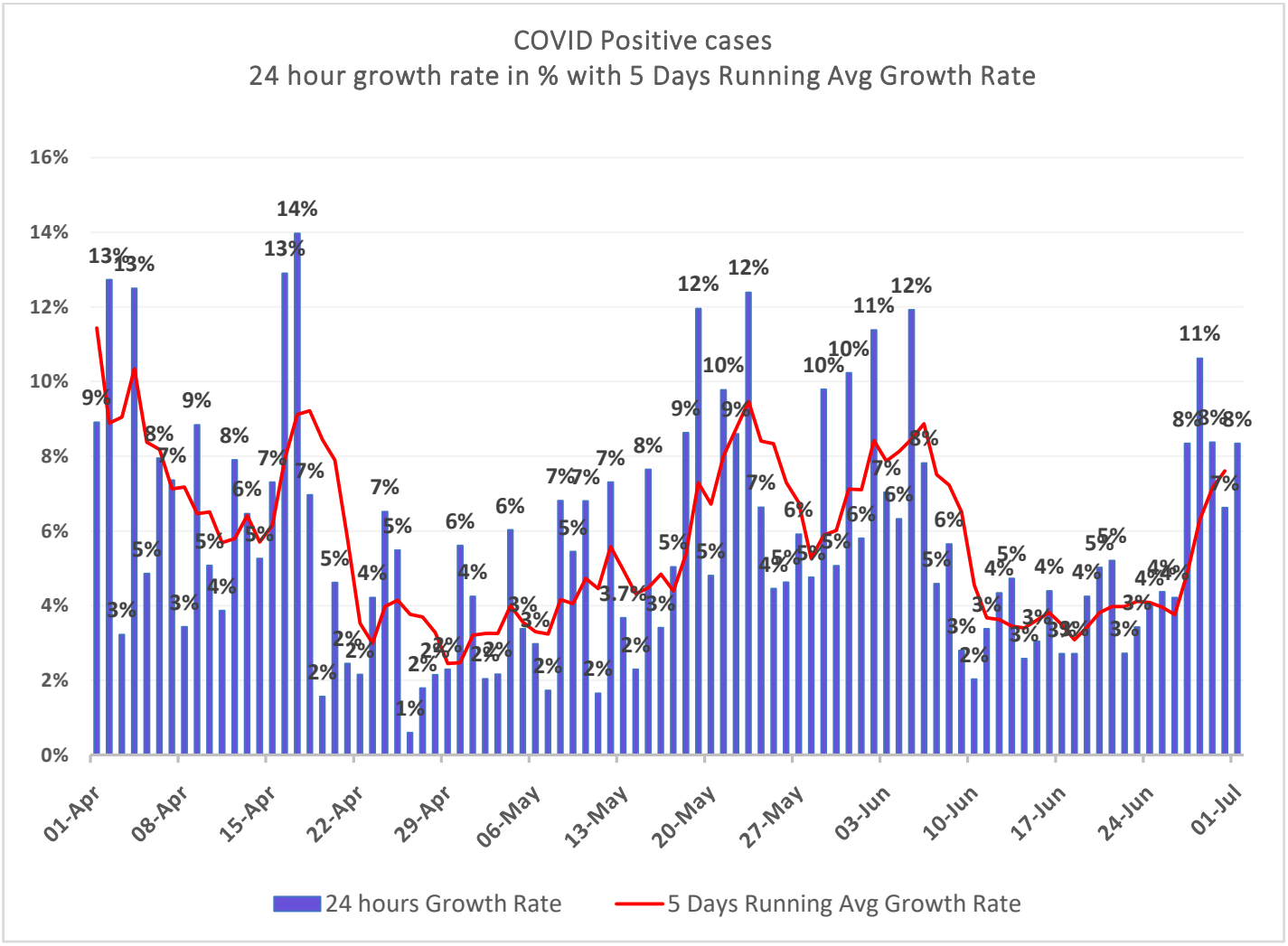
COVID Positive cases
24 hour growth rate in % with 5 Days Running Avg Growth Rate
24 hours Growth Rate
5 Days Running Avg Growth Rate

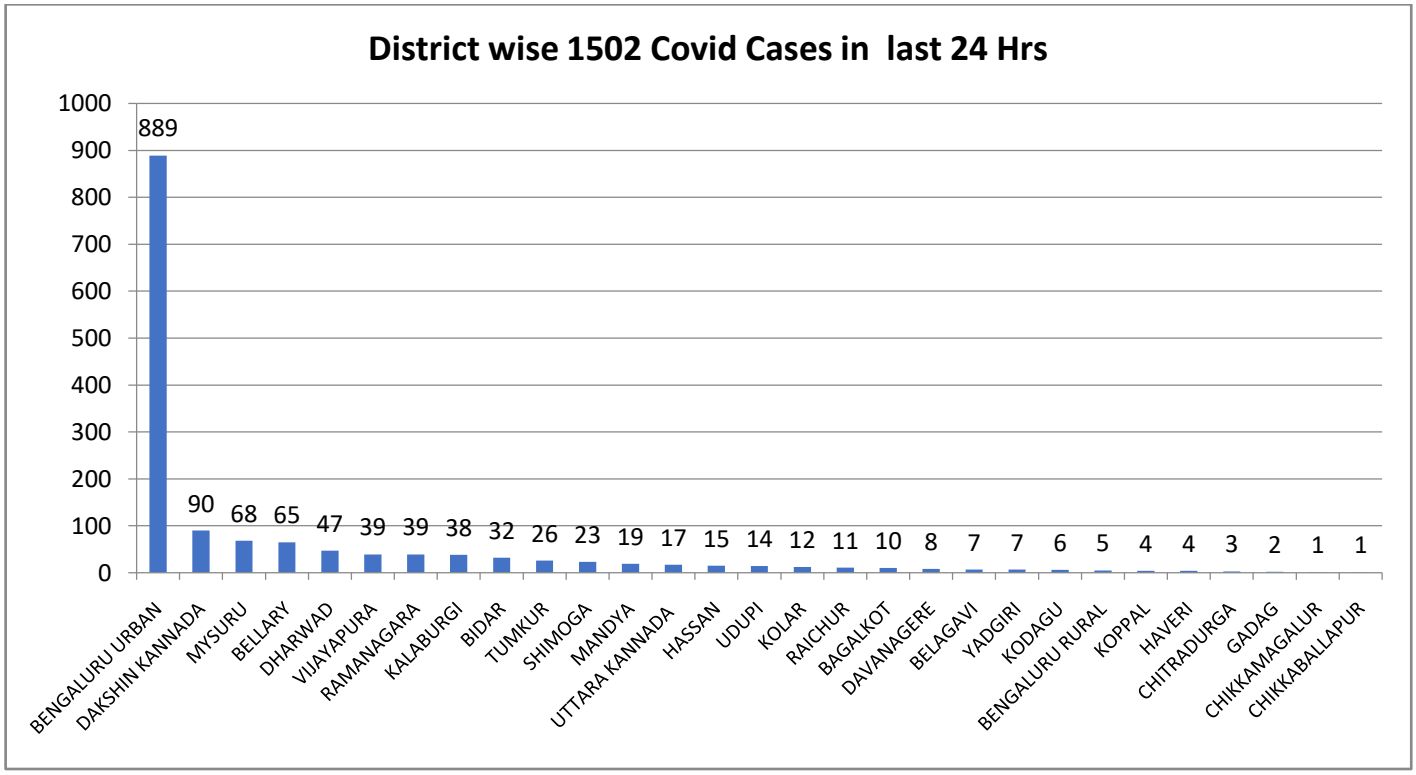
District wise 1502 Covid Cases in last 24 Hrs
1000
900
800
700
600
500
400
300
200
100
0
889
90
68
65
47
39
39
38
32
26
23
19
17
15
14
12
11
10
8
7
7
6
5
4
4
3
2
1
1
BENGALURU URBAN
DAKSHIN KANNADA
MYSURU
BELLARY
DHARWAD
VIJAYAPURA
RAMANAGARA
KALABURGI
BIDAR
TUMKUR
SHIMOGA
MANDYA
UTTARA KANNADA
HASSAN
UDUPI
KOLAR
RAICHUR
BAGALKOT
DAVANAGERE
BELAGAVI
YADGIRI
KODAGU
BENGALURU RURAL
KOPPAL
HAVERI
CHITRADURGA
GADAG
CHIKKAMAGALUR
CHIKKABALLAPUR

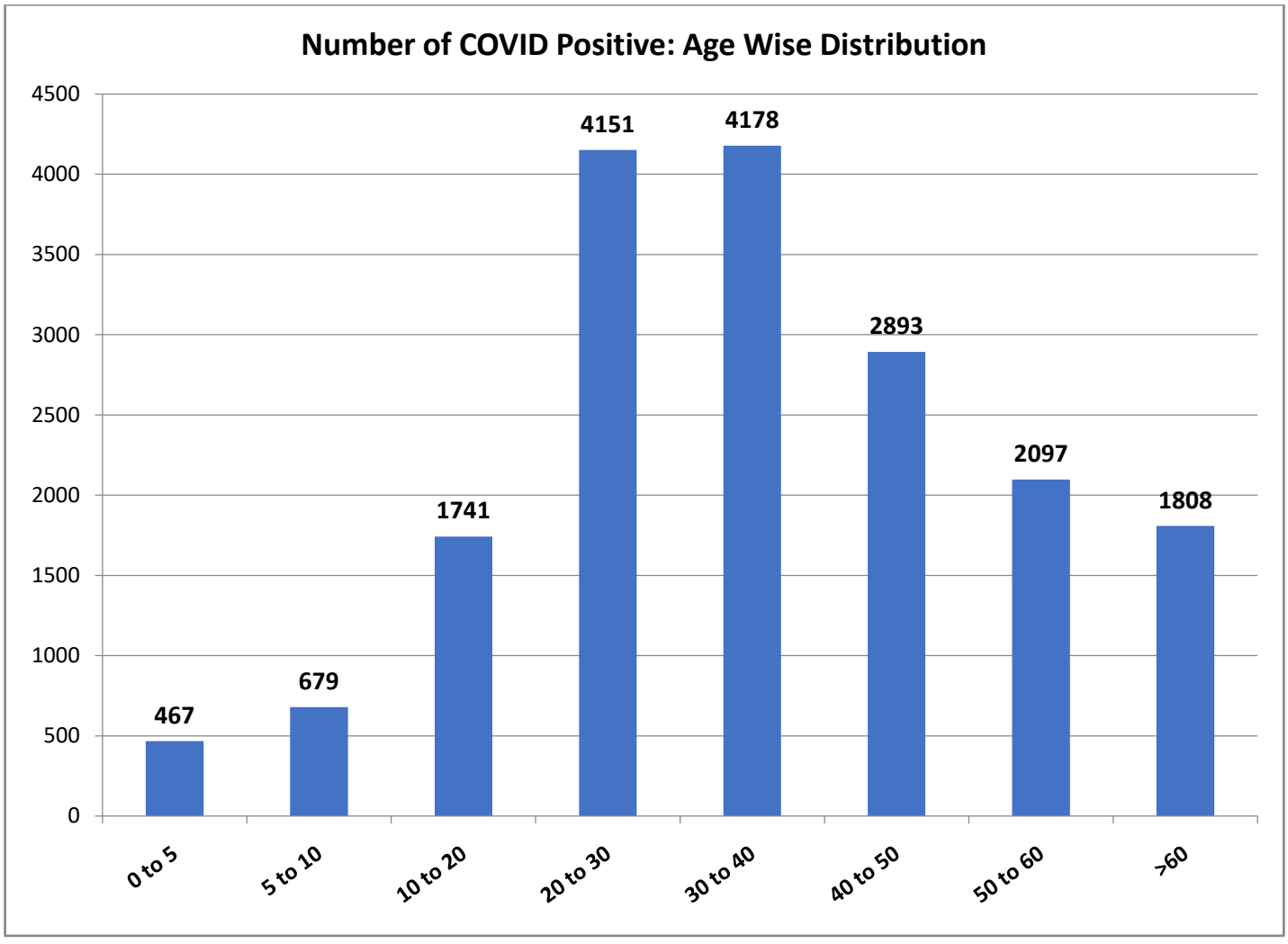
Number of COVID Positive: Age Wise Distribution
4500
4000
3500
3000
2500
2000
1500
1000
500
0
467
679
1741
4151
4178
2893
2097
1808
0 to 5
5 to 10
10 to 20
20 to 30
30 to 40
40 to 50
50 to 60
>60

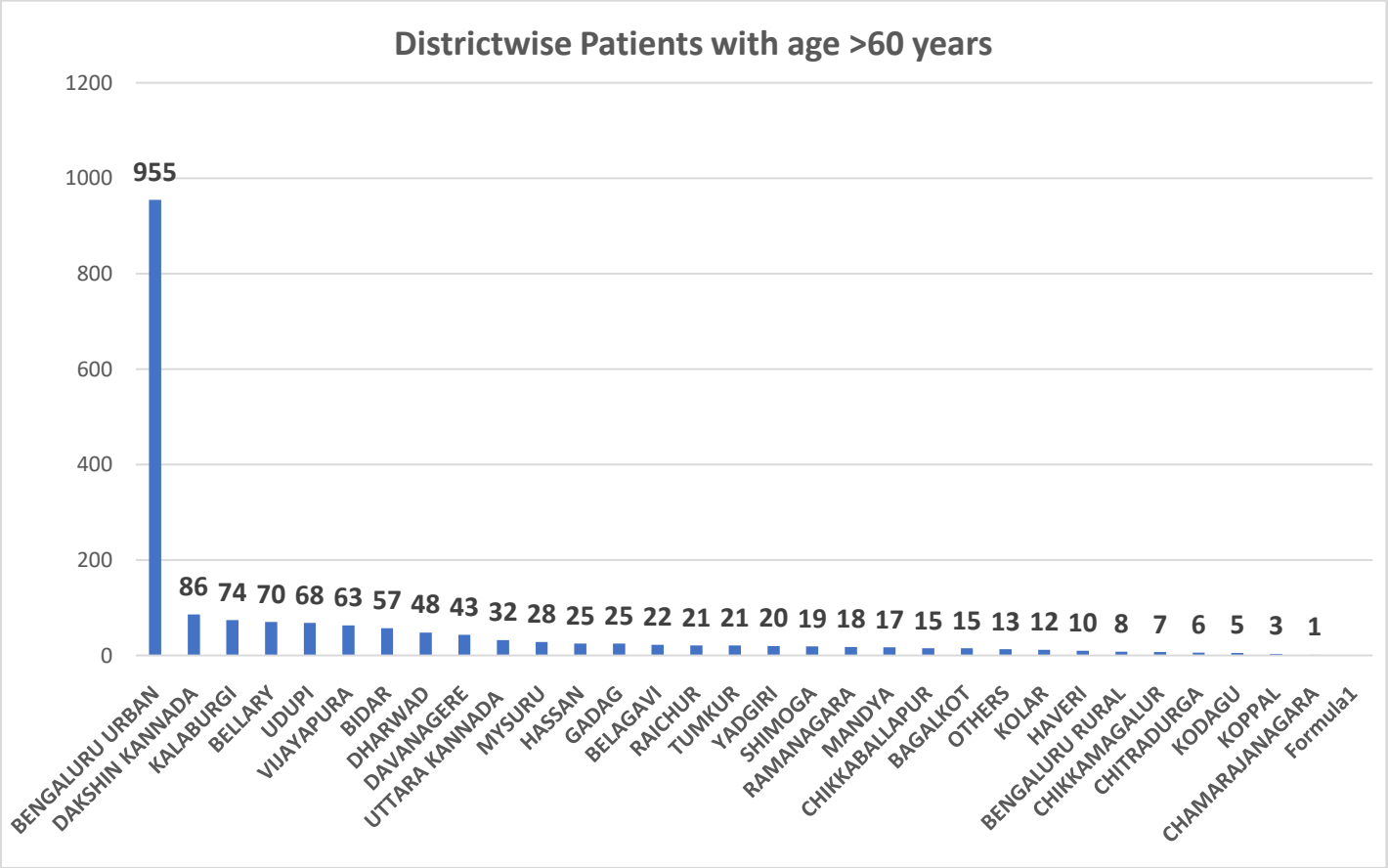
Districtwise Patients with age >60 years
1200
1000
800
600
400
200
0
955
86 74 70 68 63 57 48 43 32 28 25 25 22 21 21 20 19 18 17 15 15 13 12 10 8 7 6 5 3 1
BENGALURU URBAN
DAKSHIN KANNADA
KALABURGI
BELLARY
UDUPI
VIJAYAPURA
BIDAR
DHARWAD
DAVANAGERE
UTTARA KANNADA
MYSURU
HASSAN
GADAG
BELAGAVI
RAICHUR
TUMKUR
YADGIRI
SHIMOGA
RAMANAGARA
MANDYA
CHIKKABALLAPUR
BAGALKOT
OTHERS
KOLAR
HAVERI
BENGALURU RURAL
CHIKKAMAGALUR
CHITRADURGA
KODAGU
KOPPAL
CHAMARAJANAGARA
Formula1

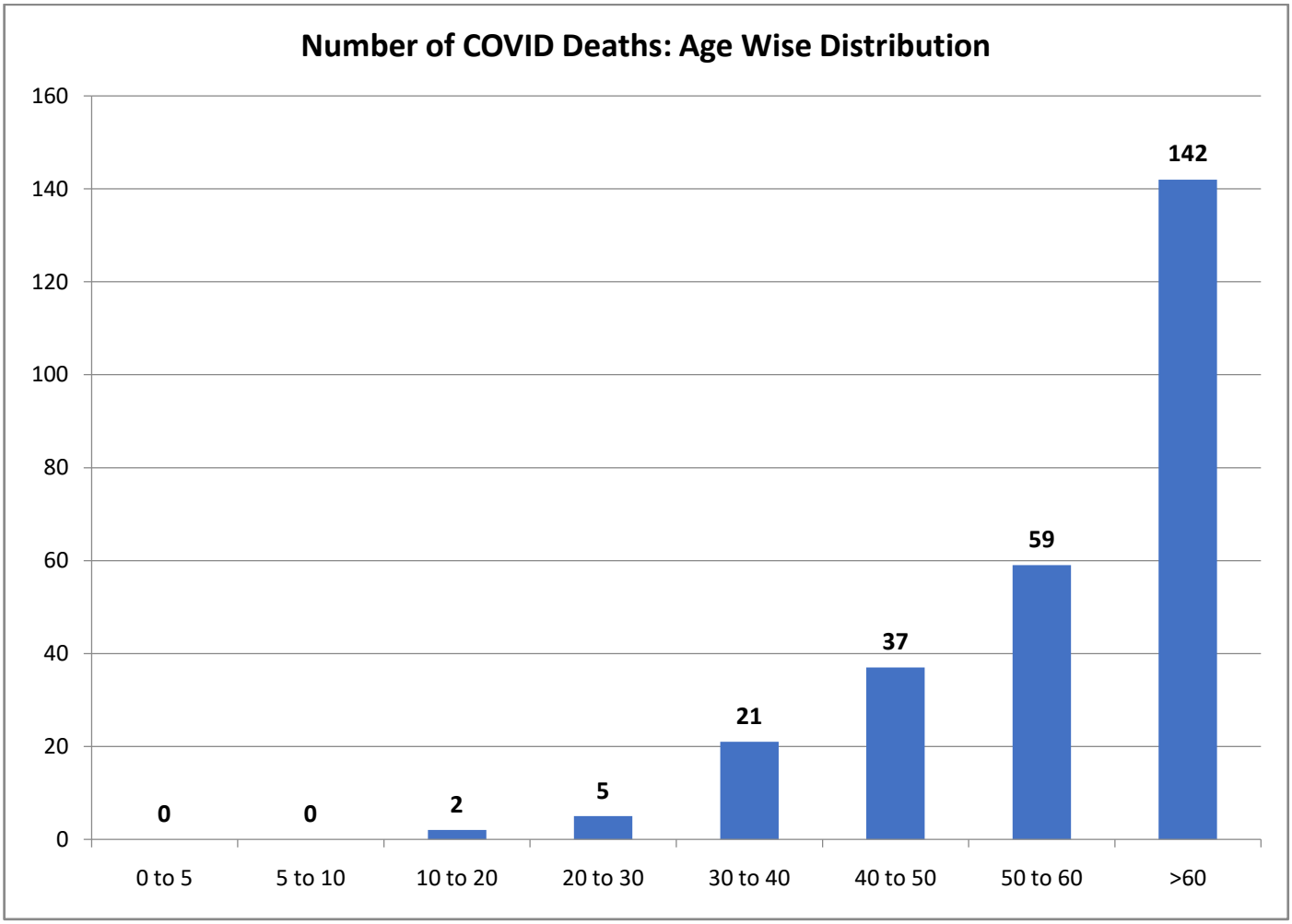
Number of COVID Deaths: Age Wise Distribution
160
140
120
100
80
60
40
20
0
0
0
2
5
21
37
59
142
0 to 5
5 to 10
10 to 20
20 to 30
30 to 40
40 to 50
50 to 60
>60

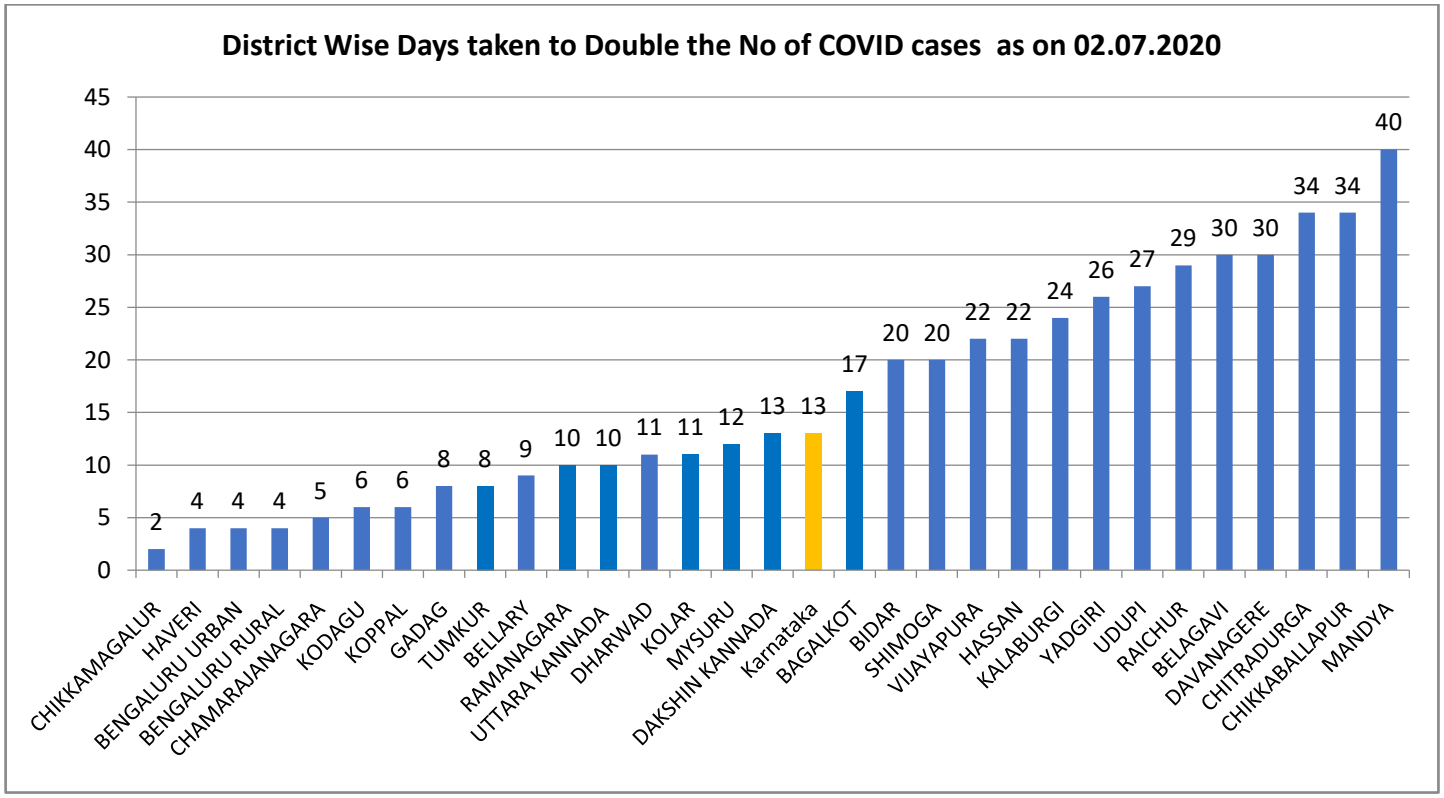
District Wise Days taken to Double the No of COVID cases as on 02.07.2020
45
40
35
30
25
20
15
10
5
0
2 4 4 4 5 6 6 8 8 9 10 10 11 11 12 13 13 17 20 20 22 22 24 26 27 29 30 30 34 34 40
CHIKKAMAGALUR
HAVERI
BENGALURU URBAN
BENGALURU RURAL
CHAMARAJANAGARA
KODAGU
KOPPAL
GADAG
TUMKUR
BELLARY
RAMANAGARA
UTTARA KANNADA
DHARWAD
KOLAR
MYSURU
DAKSHIN KANNADA
Karnataka
BAGALKOT
BIDAR
SHIMOGA
VIJAYAPURA
HASSAN
KALABURGI
YADGIRI
UDUPI
RAICHUR
BELAGAVI
DAVANAGERE
CHITRADURGA
CHIKKABALLAPUR
MANDYA

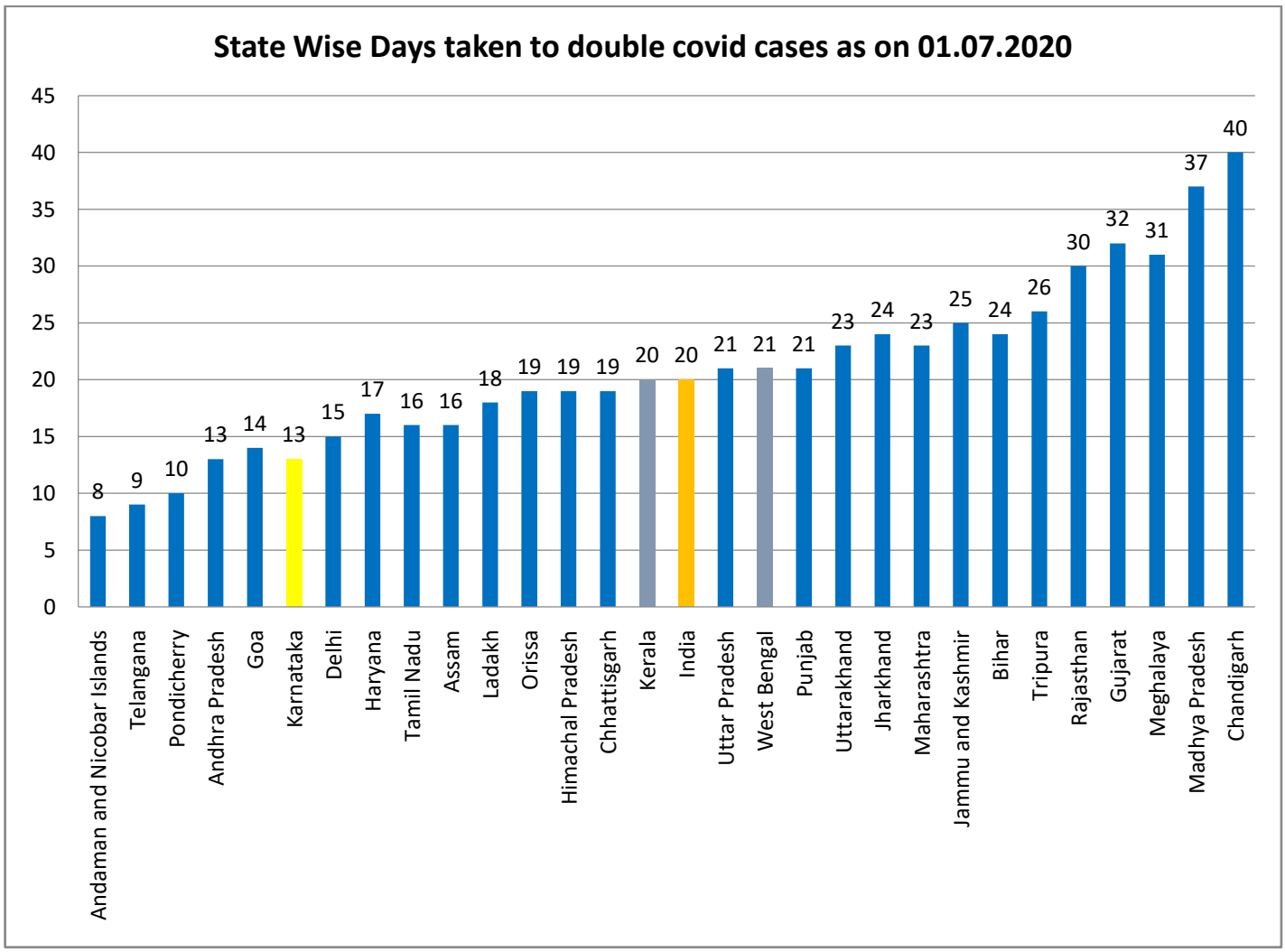
State Wise Days taken to double covid cases as on 01.07.2020
45
40
35
30
25
20
15
10
5
0
8 9 10 13 14 13 15 17 16 16 18 19 19 19 20 20 21 21 21 23 24 23 25 24 26 30 32 31 37 40
Andaman and Nicobar Islands
Telangana
Pondicherry
Andhra Pradesh
Goa
Karnataka
Delhi
Haryana
Tamil Nadu
Assam
Ladakh
Orissa
Himachal Pradesh
Chhattisgarh
Kerala
India
Uttar Pradesh
West Bengal
Punjab
Uttarakhand
Jharkhand
Maharashtra
Jammu and Kashmir
Bihar
Tripura
Rajasthan
Gujarat
Meghalaya
Madhya Pradesh
Chandigarh

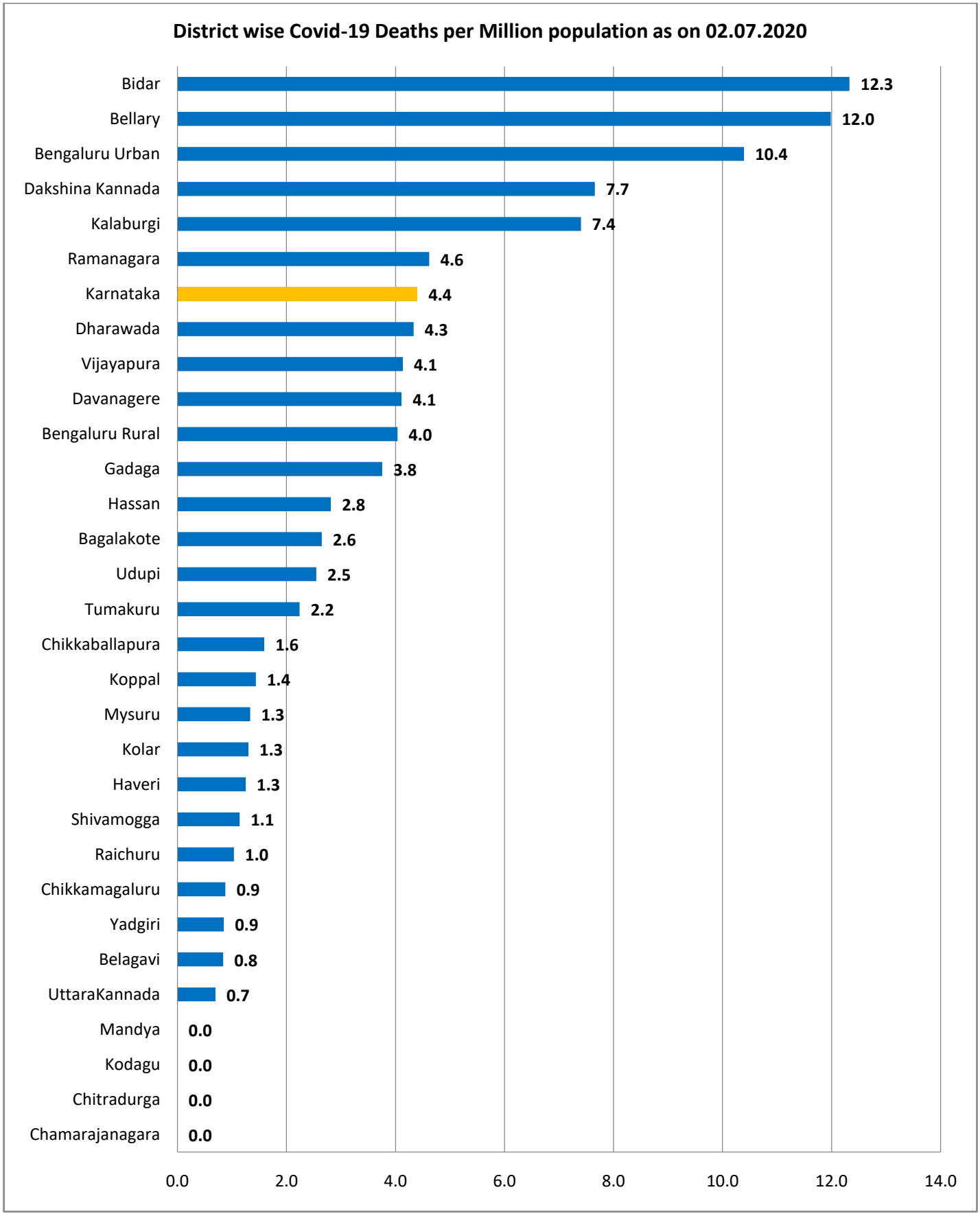
District wise Covid-19 Deaths per Million population as on 02.07.2020
Bidar 12.3
Bellary 12.0
Bengaluru Urban 10.4
Dakshina Kannada 7.7
Kalaburgi 7.4
Ramanagara 4.6
Karnataka 4.4
Dharawada 4.3
Vijayapura 4.1
Davanagere 4.1
Bengaluru Rural 4.0
Gadaga 3.8
Hassan 2.8
Bagalakote 2.6
Udupi 2.5
Tumakuru 2.2
Chikkaballapura 1.6
Koppal 1.4
Mysuru 1.3
Kolar 1.3
Haveri 1.3
Shivamogga 1.1
Raichuru 1.0
Chikkamagaluru 0.9
Yadgiri 0.9
Belagavi 0.8
UttaraKannada 0.7
Mandya 0.0
Kodagu 0.0
Chitradurga 0.0
Chamarajanagara 0.0
0.0 2.0 4.0 6.0 8.0 10.0 12.0 14.0

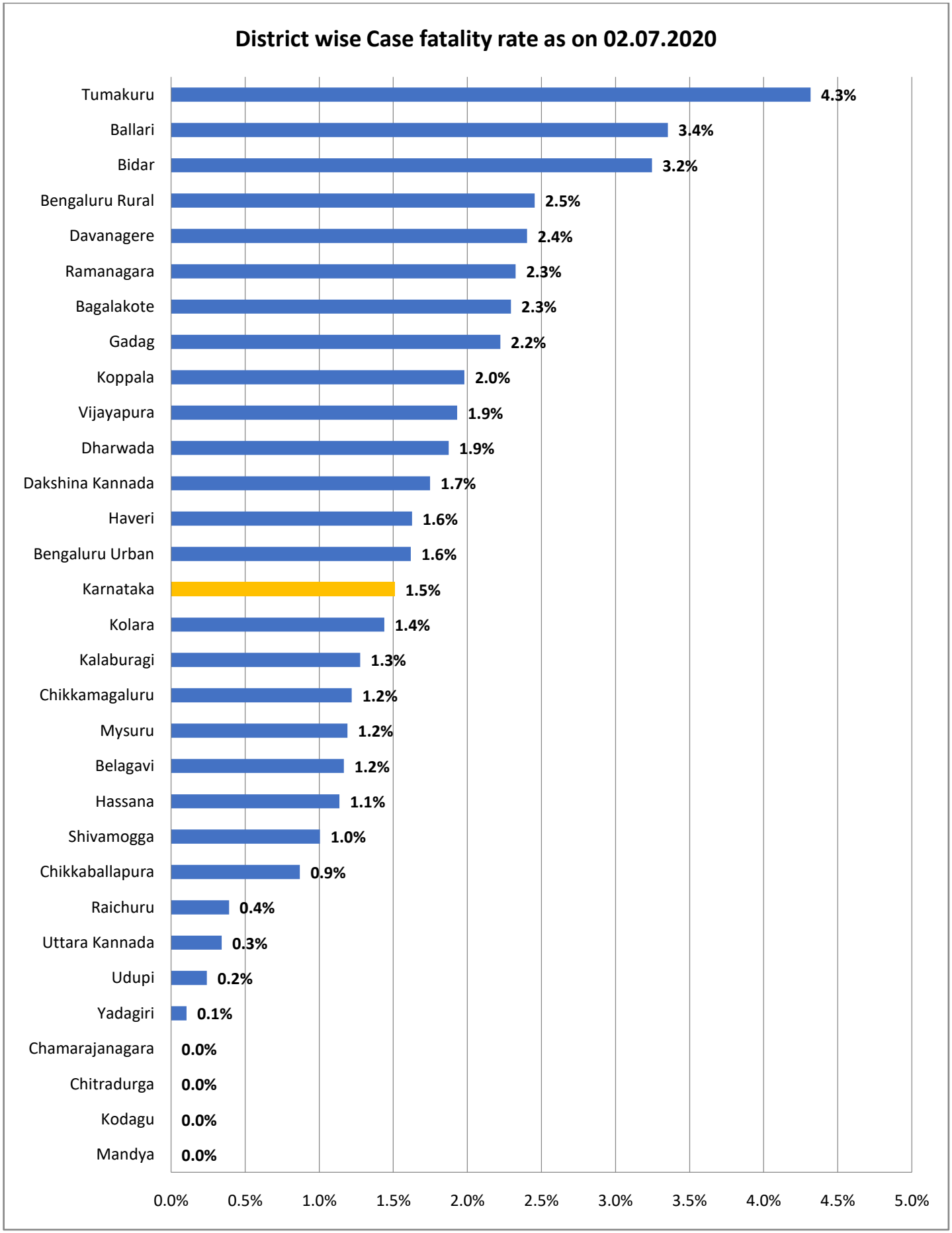
District wise Case fatality rate as on 02.07.2020
Tumakuru 4.3%
Ballari 3.4%
Bidar 3.2%
Bengaluru Rural 2.5%
Davanagere 2.4%
Ramanagara 2.3%
Bagalakote 2.3%
Gadag 2.2%
Koppala 2.0%
Vijayapura 1.9%
Dharwada 1.9%
Dakshina Kannada 1.7%
Haveri 1.6%
Bengaluru Urban 1.6%
Karnataka 1.5%
Kolara 1.4%
Kalaburagi 1.3%
Chikkamagaluru 1.2%
Mysuru 1.2%
Belagavi 1.2%
Hassana 1.1%
Shivamogga 1.0%
Chikkaballapura 0.9%
Raichuru 0.4%
Uttara Kannada 0.3%
Udupi 0.2%
Yadagiri 0.1%
Chamarajanagara 0.0%
Chitradurga 0.0%
Kodagu 0.0%
Mandya 0.0%
0.0% 0.5% 1.0% 1.5% 2.0% 2.5% 3.0% 3.5% 4.0% 4.5% 5.0%

"Affected Districts Based on Atleast One Positive Case in the last 21 days"
Karnataka State as on 28th June 2020

S.No	District	Count	Category
1	Uttara Kannada	100	Orange
2	Hassan	146	Orange
3	Kolara	85	Orange
4	Tumakuru	41	Orange
5	Yadgir	286	Orange
6	Kalburgi	628	Orange
7	Haveri	50	Orange
8	Udupi	181	Orange
9	Davanagere	87	Orange
10	Kodagu	38	Orange
11	Bidar	290	Orange
12	Chamarajanagara	31	Orange
13	Bengaluru (Rural)	71	Orange
14	Dharwad	243	Orange
15	Chikkamagaluru	41	Orange
16	Mysuru	151	Orange
17	Bengaluru (Urban)	2715	Orange
18	Chitradurga	24	Orange
19	Belagavi	25	Orange
20	Gadag	118	Orange
21	Bagalkot	88	Orange
22	Mandya	77	Orange
23	Ramanagara	145	Orange
24	Chikkaballapura	35	Orange
25	Shivamogga	79	Orange
26	Dakshina Kannada	413	Orange
27	Raichur	112	Orange
28	Vijayapura	132	Orange
29	Ballari	618	Orange
30	Koppal	72	Orange

District wise testing target achieved %age per day

District Name	Target Per Day	District Name	Target Per Day	District Name	Target Per Day
TUMAKURU	840	BENGALURU RURAL	320	CHIKKABALLAPURA	710
BALLARI	840	RAICHUR	260	DAVANGERE	640
KOPPAL	280	UDUPI	630	BAGALKOTE	510
CHIKKAMAGALURU	240	BIDAR	440	KALABURAGI	500
KOLAR	320	DAKSHINA KANNADA	880	RAMANAGARA	330
CHITRADURGA	360	VIJAYAPURA	460	BELAGAVI	530
DHARWAD	350	SHIVAMOGGA	480	YADGIR	320
UTTARA KANNADA	590	BENGALURU URBAN	4370	HASSAN	320
HAVERI	400	MYSURU	730	KODAGU	270
MANDYA	620	GADAG	270	CHAMARAJANAGARA	290

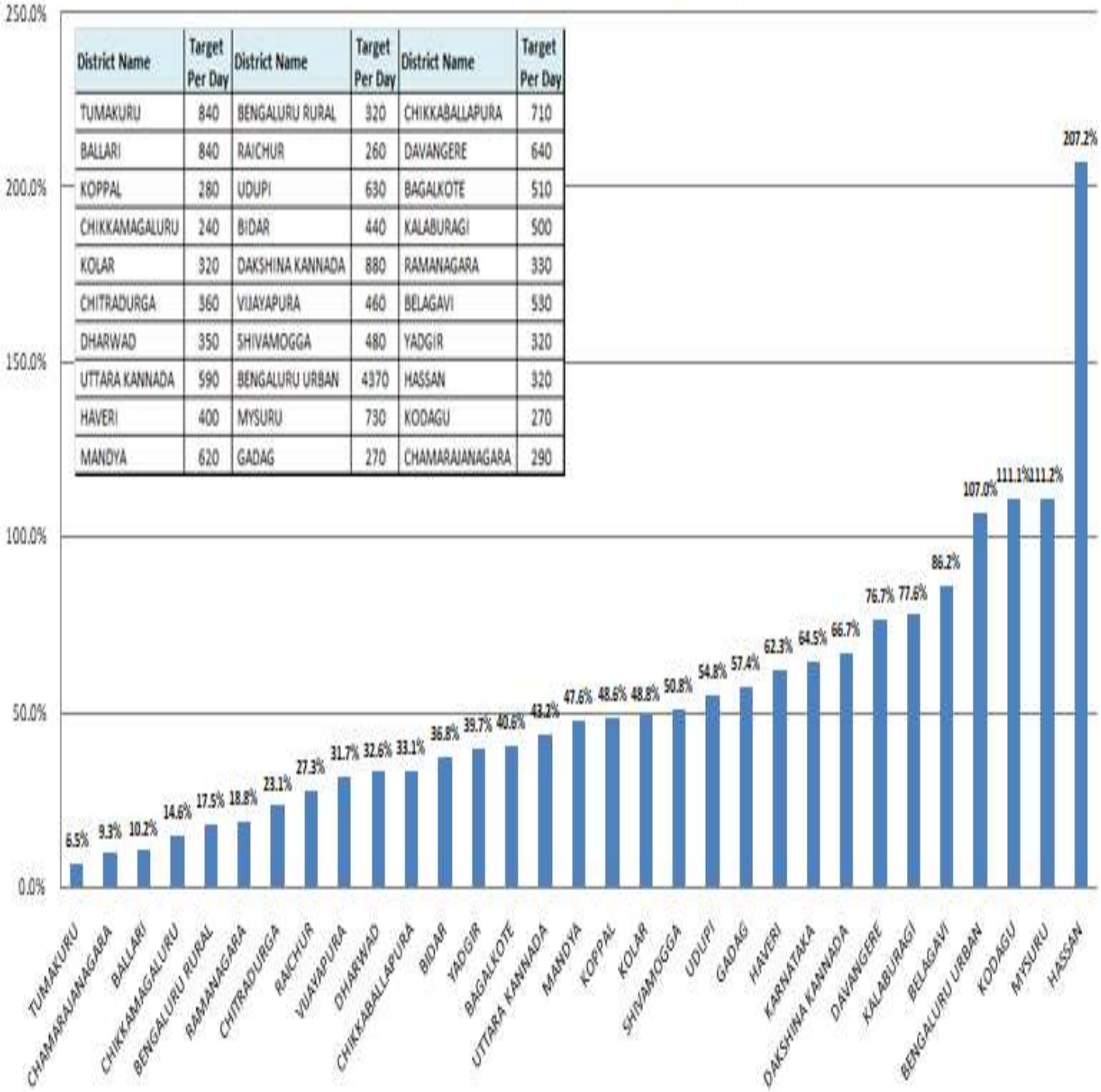

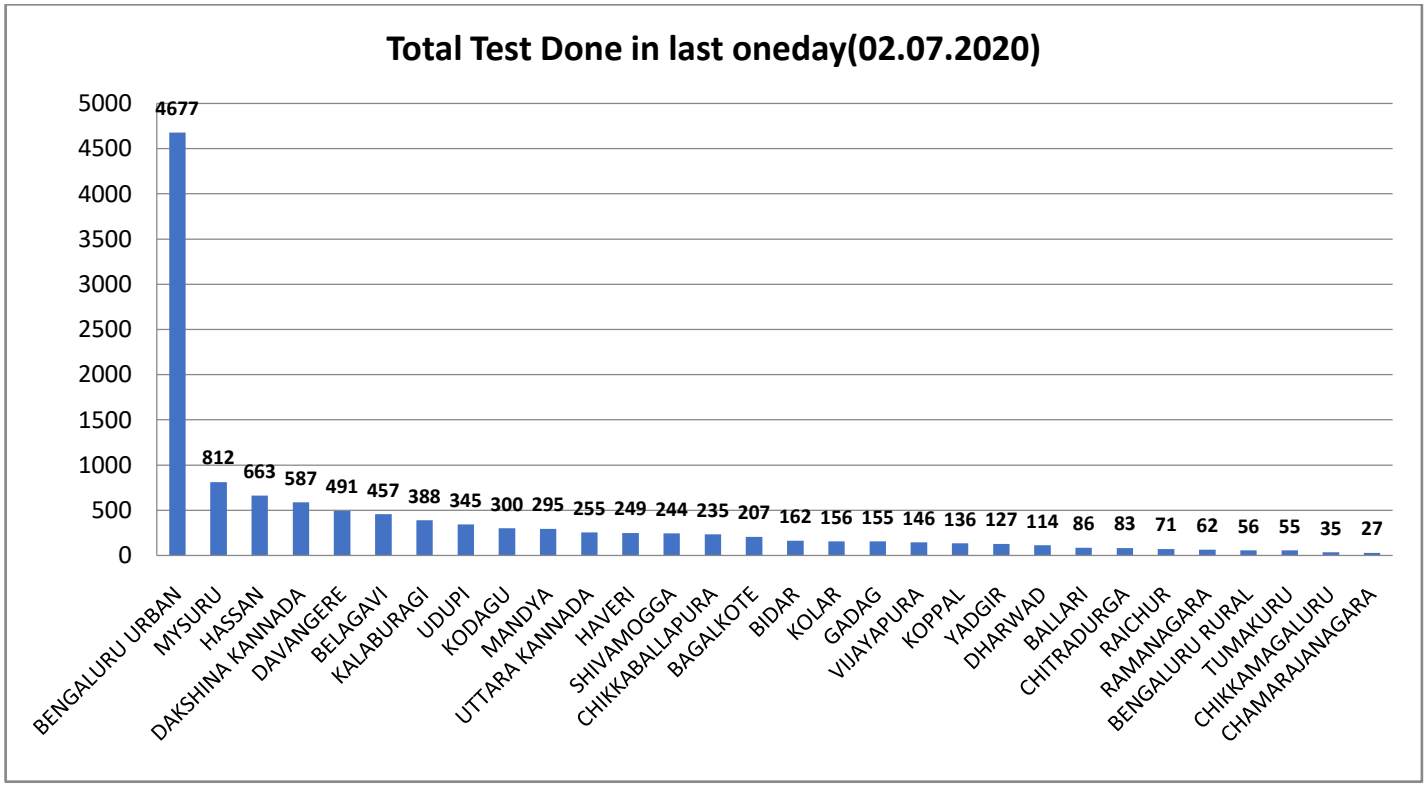
Total Test Done in last oneday(02.07.2020)
5000
4500
4000
3500
3000
2500
2000
1500
1000
500
0
4677
812
663
587
491
457
388
345
300
295
255
249
244
235
207
162
156
155
146
136
127
114
86
83
71
62
56
55
35
27
BENGALURU URBAN
MYSURU
HASSAN
DAKSHINA KANNADA
DAVANGERE
BELAGAVI
KALABURAGI
UDUPI
KODAGU
MANDYA
UTTARA KANNADA
HAVERI
SHIVAMOGGA
CHIKKABALLAPURA
BAGALKOTE
BIDAR
KOLAR
GADAG
VIJAYAPURA
KOPPAL
YADGIR
DHARWAD
BALLARI
CHITRADURGA
RAICHUR
RAMANAGARA
BENGALURU RURAL
TUMAKURU
CHIKKAMAGALURU
CHAMARAJANAGARA

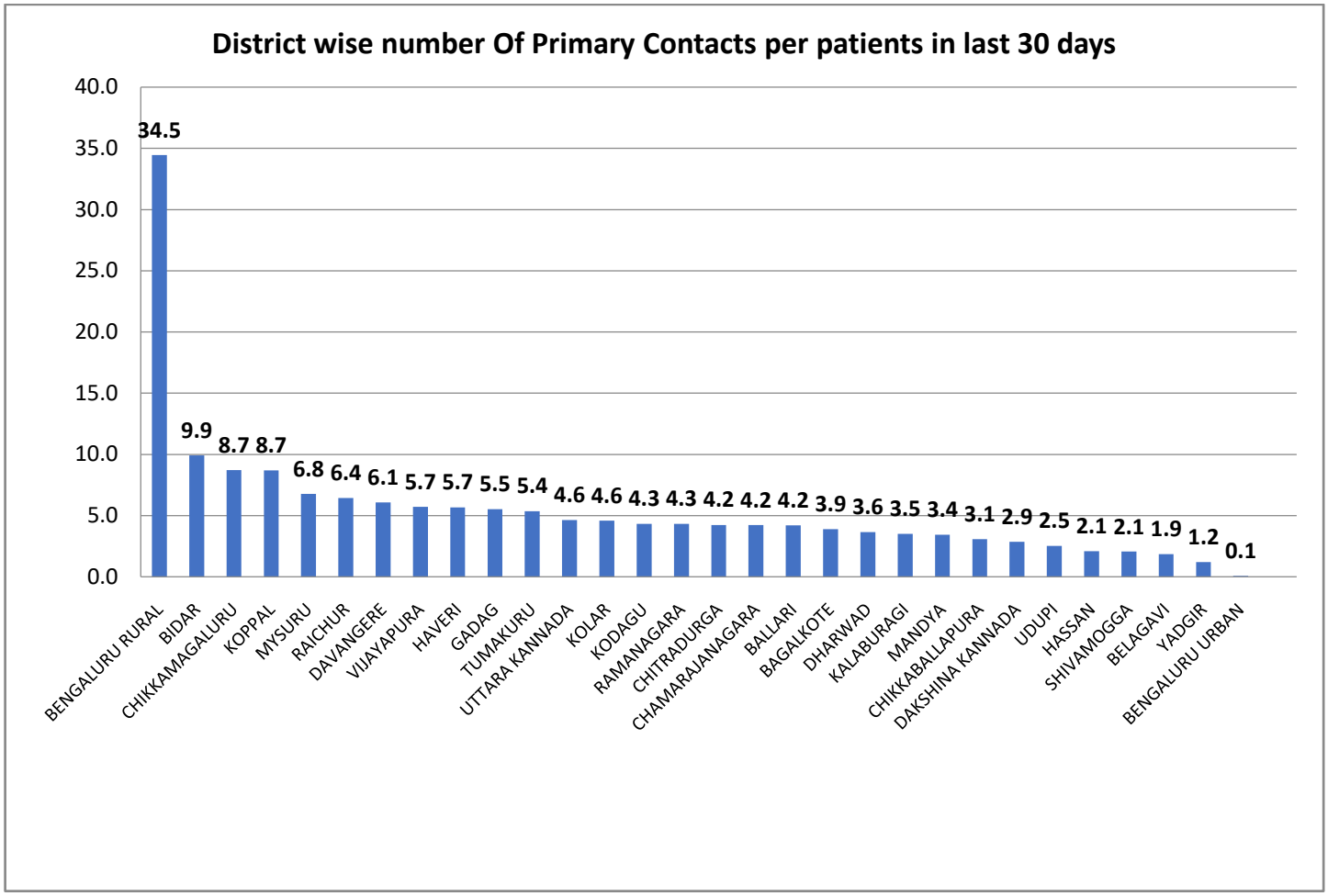
District wise number Of Primary Contacts per patients in last 30 days
40.0
35.0
30.0
25.0
20.0
15.0
10.0
5.0
0.0
34.5
9.9
8.7
8.7
6.8
6.4
6.1
5.7
5.7
5.5
5.4
4.6
4.6
4.3
4.3
4.2
4.2
4.2
3.9
3.6
3.5
3.4
3.1
2.9
2.5
2.1
2.1
1.9
1.2
0.1
BENGALURU RURAL
BIDAR
CHIKKAMAGALURU
KOPPAL
MYSURU
RAICHUR
DAVANGERE
VIJAYAPURA
HAVERI
GADAG
TUMAKURU
UTTARA KANNADA
KOLAR
KODAGU
RAMANAGARA
CHITRADURGA
CHAMARAJANAGARA
BALLARI
BAGALKOTE
DHARWAD
KALABURAGI
MANDYA
CHIKKABALLAPURA
DAKSHINA KANNADA
UDUPI
HASSAN
SHIVAMOGGA
BELAGAVI
YADGIR
BENGALURU URBAN

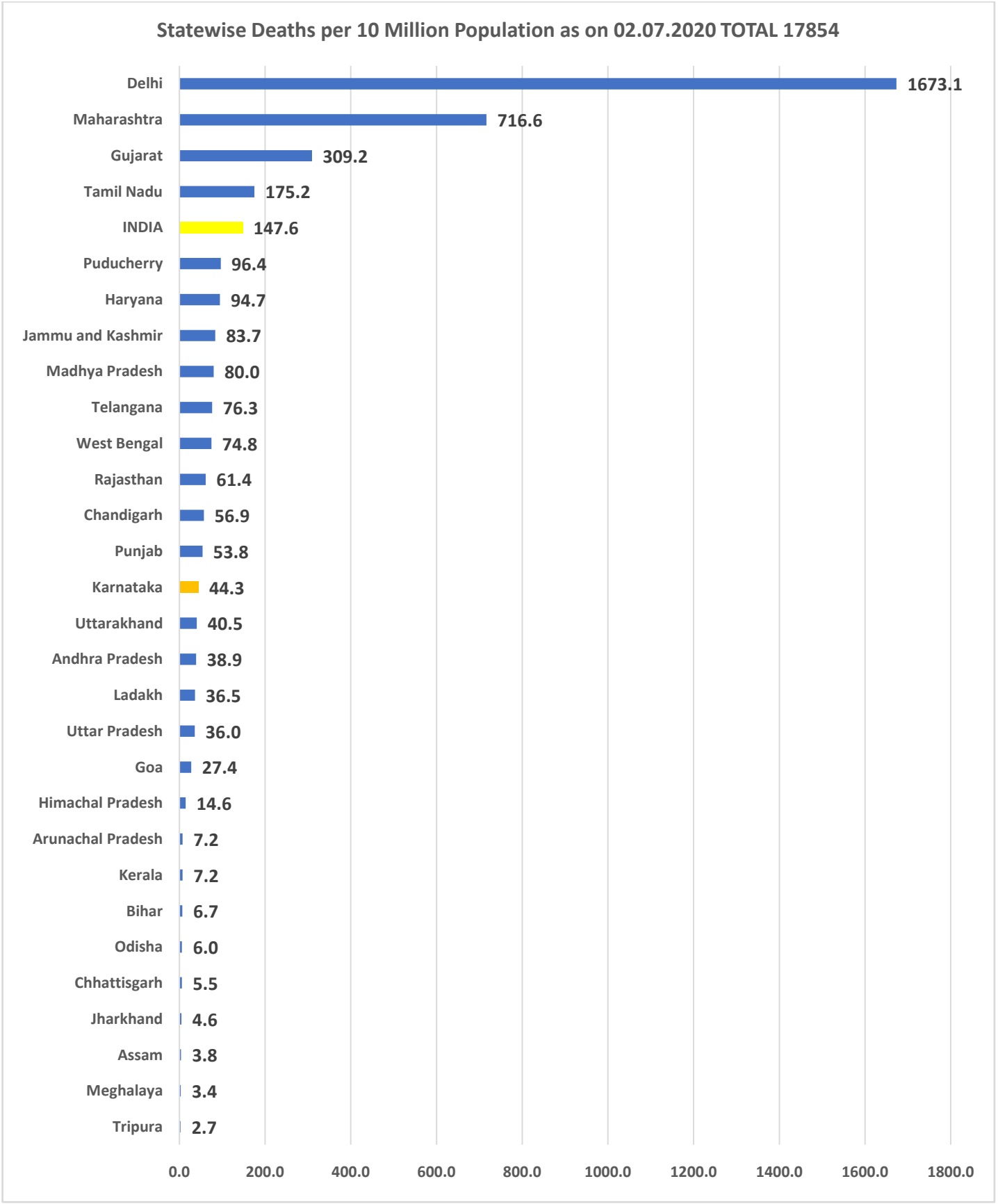
Statewise Deaths per 10 Million Population as on 02.07.2020 TOTAL 17854
Delhi 1673.1
Maharashtra 716.6
Gujarat 309.2
Tamil Nadu 175.2
INDIA 147.6
Puducherry 96.4
Haryana 94.7
Jammu and Kashmir 83.7
Madhya Pradesh 80.0
Telangana 76.3
West Bengal 74.8
Rajasthan 61.4
Chandigarh 56.9
Punjab 53.8
Karnataka 44.3
Uttarakhand 40.5
Andhra Pradesh 38.9
Ladakh 36.5
Uttar Pradesh 36.0
Goa 27.4
Himachal Pradesh 14.6
Arunachal Pradesh 7.2
Kerala 7.2
Bihar 6.7
Odisha 6.0
Chhattisgarh 5.5
Jharkhand 4.6
Assam 3.8
Meghalaya 3.4
Tripura 2.7
0.0 200.0 400.0 600.0 800.0 1000.0 1200.0 1400.0 1600.0 1800.0

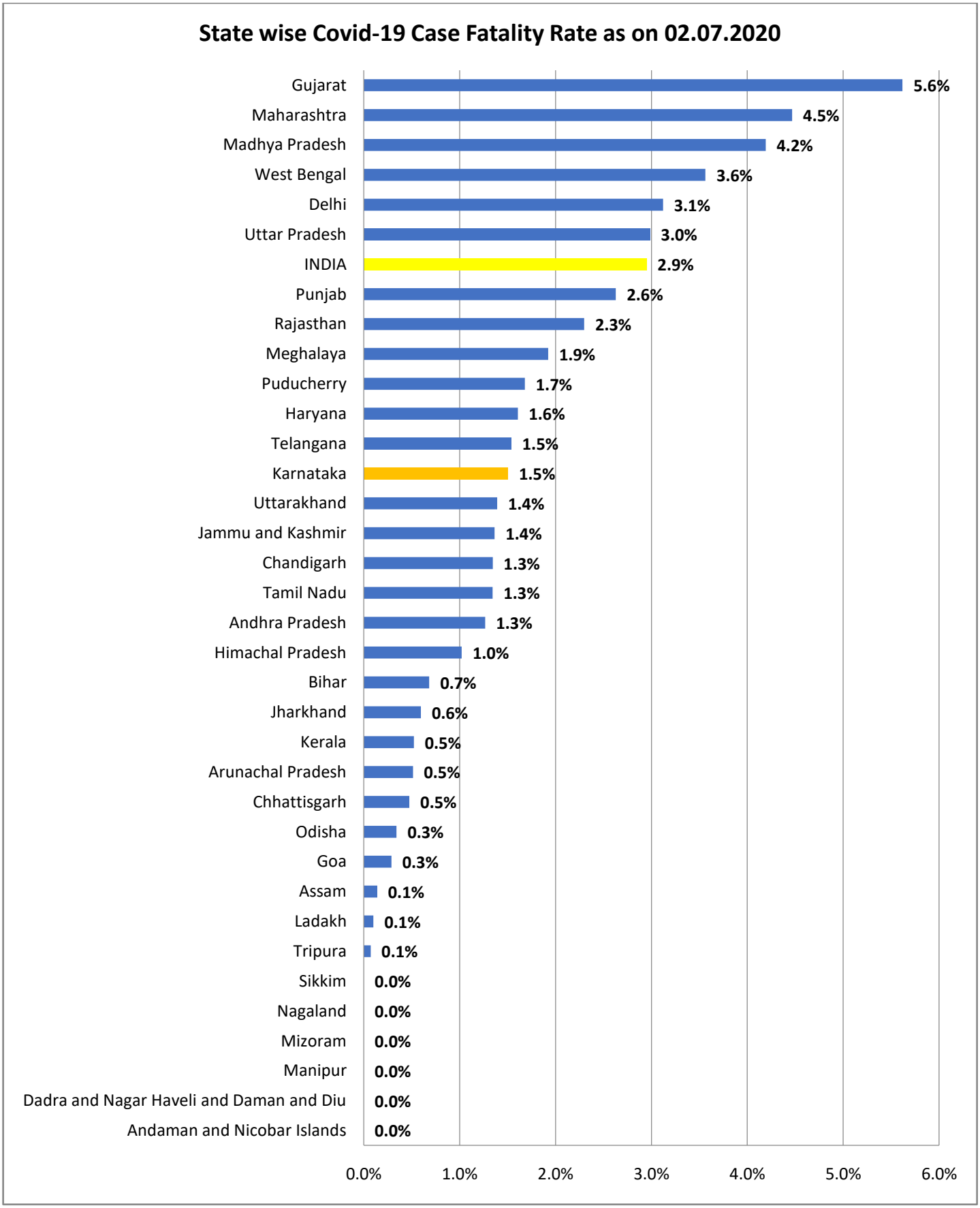
State wise Covid-19 Case Fatality Rate as on 02.07.2020
Gujarat 5.6%
Maharashtra 4.5%
Madhya Pradesh 4.2%
West Bengal 3.6%
Delhi 3.1%
Uttar Pradesh 3.0%
INDIA 2.9%
Punjab 2.6%
Rajasthan 2.3%
Meghalaya 1.9%
Puducherry 1.7%
Haryana 1.6%
Telangana 1.5%
Karnataka 1.5%
Uttarakhand 1.4%
Jammu and Kashmir 1.4%
Chandigarh 1.3%
Tamil Nadu 1.3%
Andhra Pradesh 1.3%
Himachal Pradesh 1.0%
Bihar 0.7%
Jharkhand 0.6%
Kerala 0.5%
Arunachal Pradesh 0.5%
Chhattisgarh 0.5%
Odisha 0.3%
Goa 0.3%
Assam 0.1%
Ladakh 0.1%
Tripura 0.1%
Sikkim 0.0%
Nagaland 0.0%
Mizoram 0.0%
Manipur 0.0%
Dadra and Nagar Haveli and Daman and Diu 0.0%
Andaman and Nicobar Islands 0.0%
0.0% 1.0% 2.0% 3.0% 4.0% 5.0% 6.0%

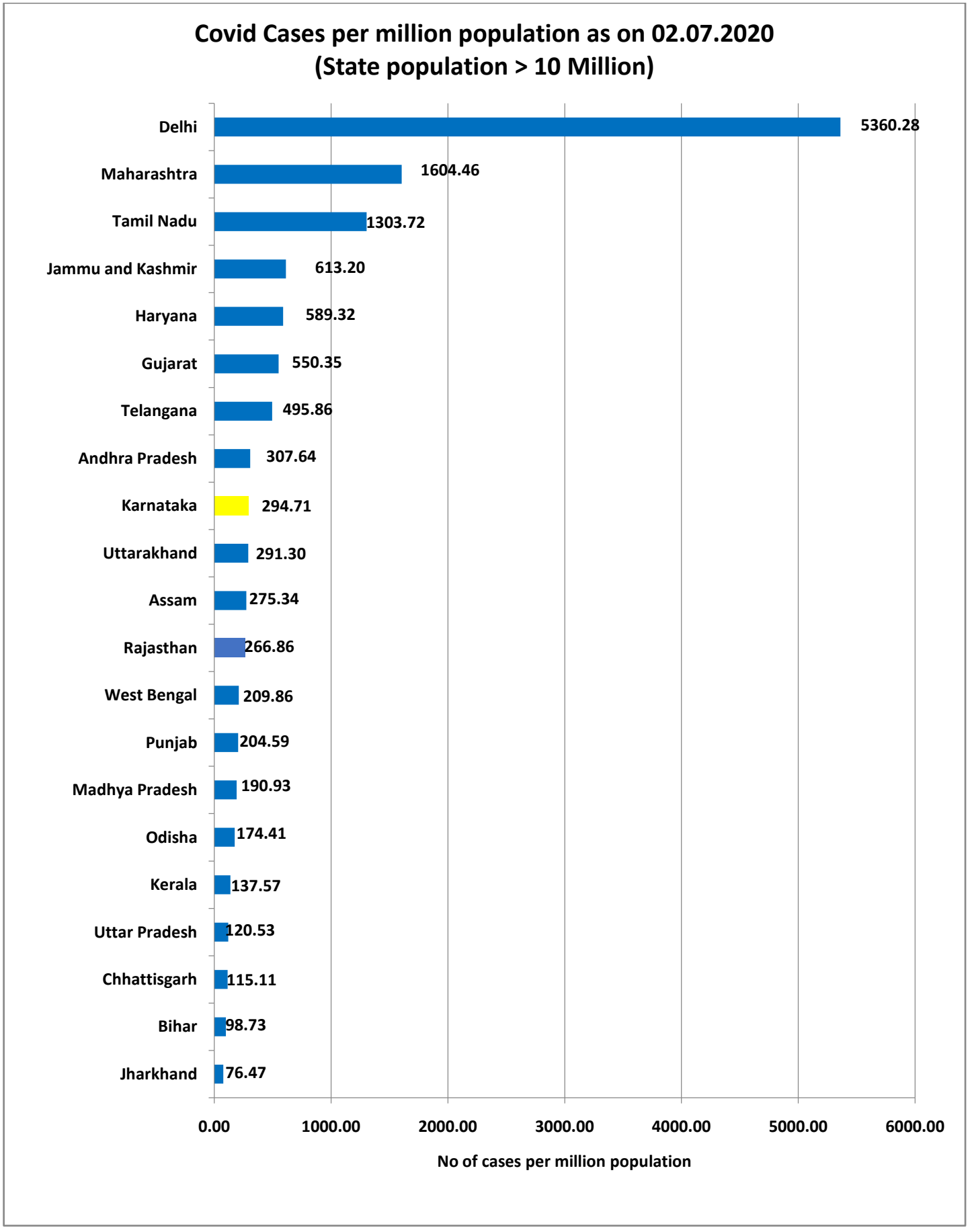
Covid Cases per million population as on 02.07.2020
(State population > 10 Million)
Delhi
Maharashtra
Tamil Nadu
Jammu and Kashmir
Haryana
Gujarat
Telangana
Andhra Pradesh
Karnataka
Uttarakhand
Assam
Rajasthan
West Bengal
Punjab
Madhya Pradesh
Odisha
Kerala
Uttar Pradesh
Chhattisgarh
Bihar
Jharkhand
5360.28
1604.46
1303.72
613.20
589.32
550.35
495.86
307.64
294.71
291.30
275.34
266.86
209.86
204.59
190.93
174.41
137.57
120.53
115.11
98.73
76.47
0.00
1000.00
2000.00
3000.00
4000.00
5000.00
6000.00
No of cases per million population

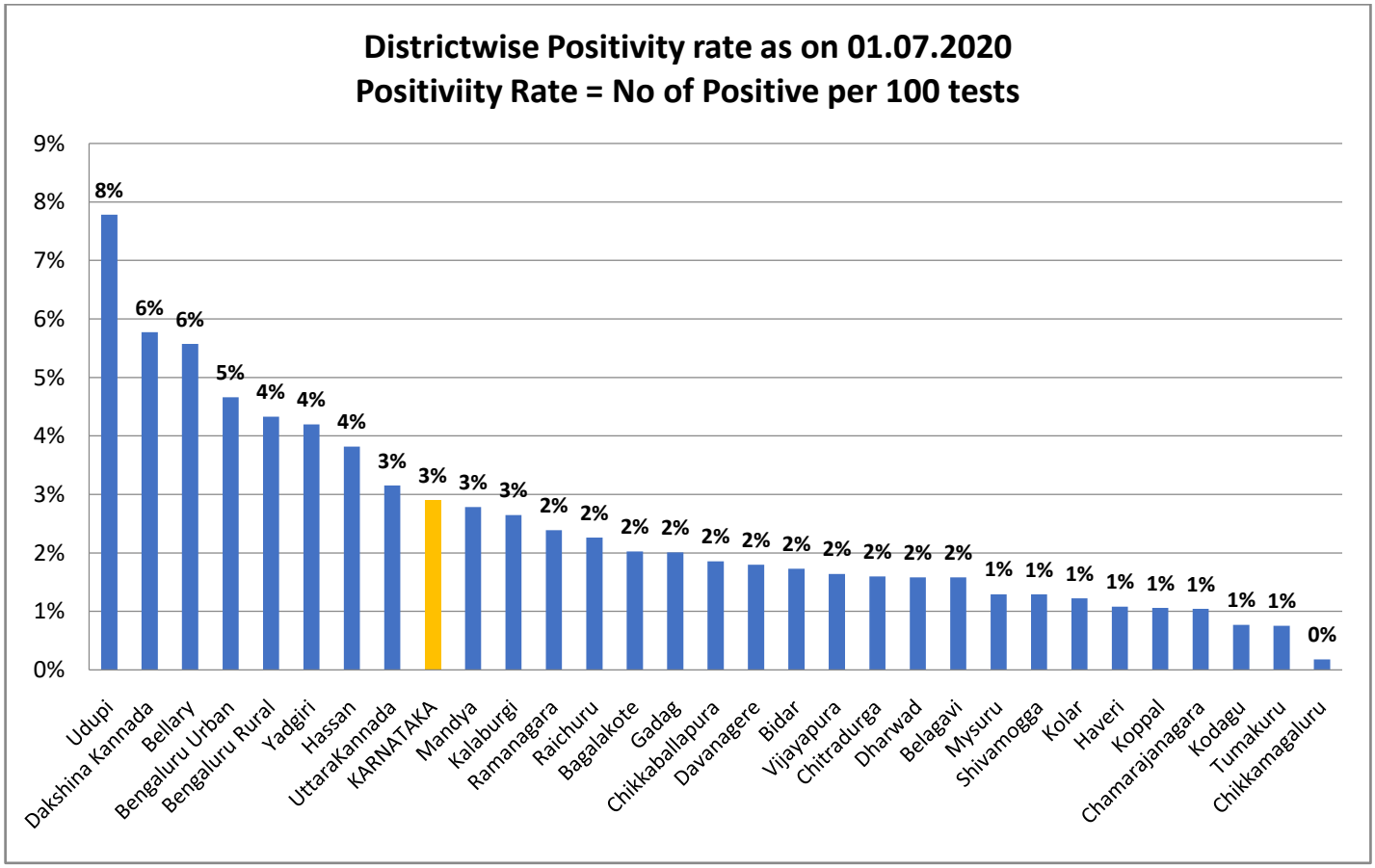
Districtwise Positivity rate as on 01.07.2020
Positiviity Rate = No of Positive per 100 tests
9%
8%
7%
6%
5%
4%
3%
2%
1%
0%
8%
6%
6%
5%
4%
4%
4%
3%
3%
3%
3%
2%
2%
2%
2%
2%
2%
2%
2%
2%
2%
2%
1%
1%
1%
1%
1%
1%
1%
1%
0%
Udupi
Dakshina Kannada
Bellary
Bengaluru Urban
Bengaluru Rural
Yadgiri
Hassan
UttaraKannada
KARNATAKA
Mandya
Kalaburgi
Ramanagara
Raichuru
Bagalakote
Gadag
Chikkaballapura
Davanagere
Bidar
Vijayapura
Chitradurga
Dharwad
Belagavi
Mysuru
Shivamogga
Kolar
Haveri
Koppal
Chamarajanagara
Kodagu
Tumakuru
Chikkamagaluru

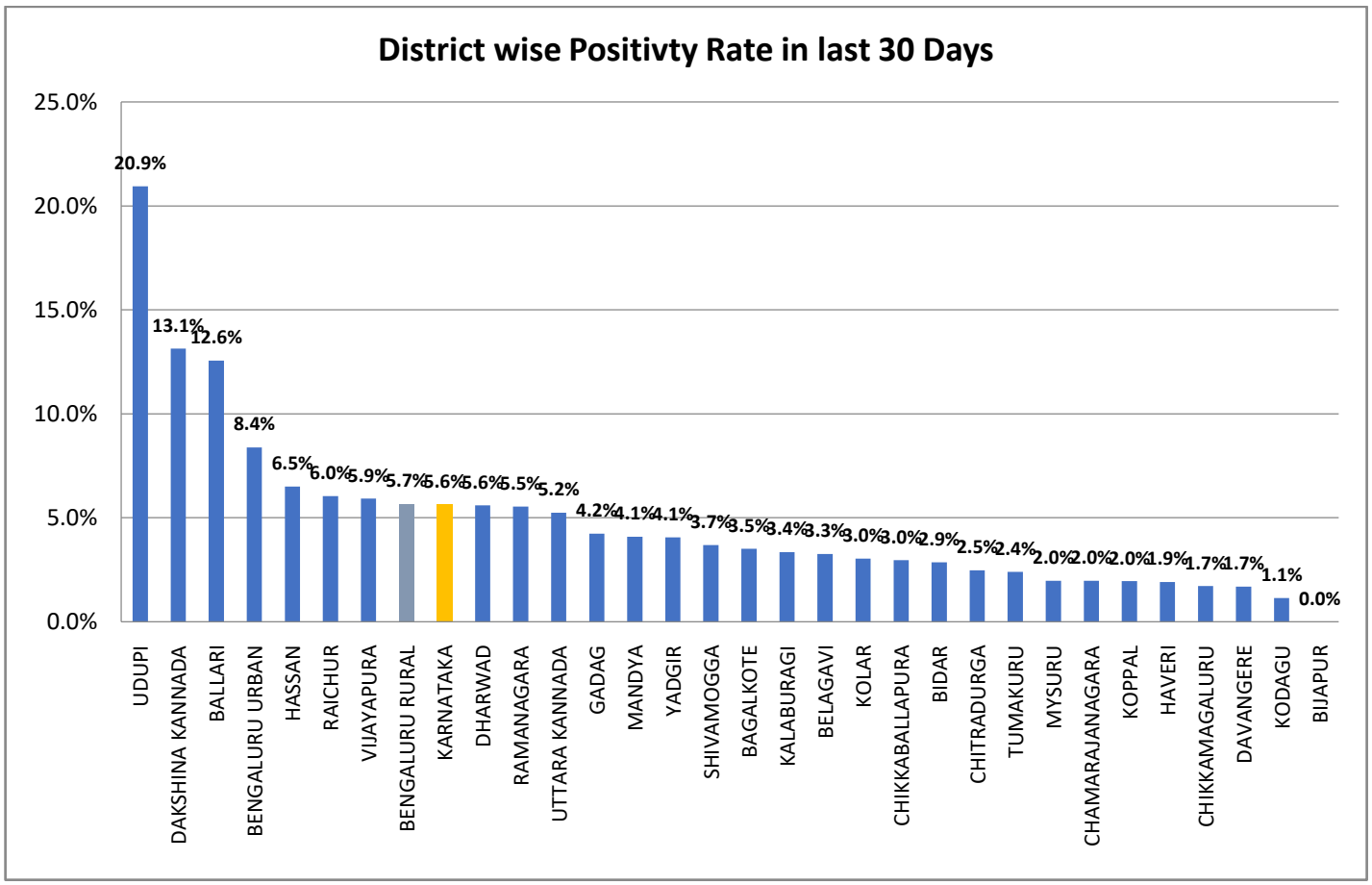
District wise Positivty Rate in last 30 Days
25.0%
20.0%
15.0%
10.0%
5.0%
0.0%
20.9%
13.1%
12.6%
8.4%
6.5%
6.0%
5.9%
5.7%
5.6%
5.6%
5.5%
5.2%
4.2%
4.1%
4.1%
3.7%
3.5%
3.4%
3.3%
3.0%
3.0%
2.9%
2.5%
2.4%
2.0%
2.0%
2.0%
1.9%
1.7%
1.7%
1.1%
0.0%
UDUPI
DAKSHINA KANNADA
BALLARI
BENGALURU URBAN
HASSAN
RAICHUR
VIJAYAPURA
BENGALURU RURAL
KARNATAKA
DHARWAD
RAMANAGARA
UTTARA KANNADA
GADAG
MANDYA
YADGIR
SHIVAMOGGA
BAGALKOTE
KALABURAGI
BELAGAVI
KOLAR
CHIKKABALLAPURA
BIDAR
CHITRADURGA
TUMAKURU
MYSURU
CHAMARAJANAGARA
KOPPAL
HAVERI
CHIKKAMAGALURU
DAVANGERE
KODAGU
BIJAPUR

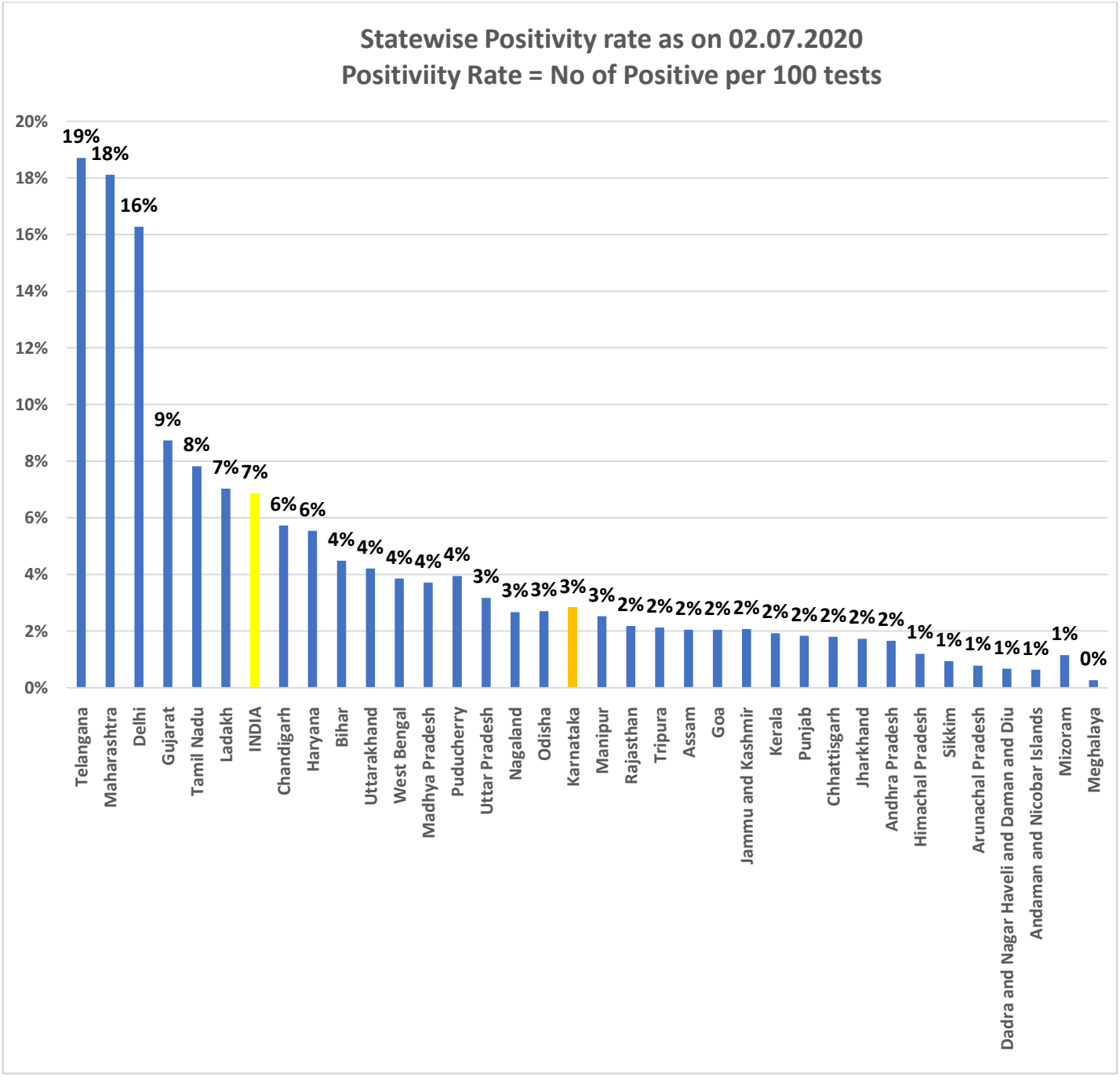
Statewise Positivity rate as on 02.07.2020
Positiviity Rate = No of Positive per 100 tests
20%
18%
16%
14%
12%
10%
8%
6%
4%
2%
0%
19%
18%
16%
9%
8%
7%
7%
6%
6%
4%
4%
4%
4%
4%
3%
3%
3%
3%
3%
2%
2%
2%
2%
2%
2%
2%
2%
2%
2%
1%
1%
1%
1%
1%
1%
0%
Telangana
Maharashtra
Delhi
Gujarat
Tamil Nadu
Ladakh
INDIA
Chandigarh
Haryana
Bihar
Uttarakhand
West Bengal
Madhya Pradesh
Puducherry
Uttar Pradesh
Nagaland
Odisha
Karnataka
Manipur
Rajasthan
Tripura
Assam
Goa
Jammu and Kashmir
Kerala
Punjab
Chhattisgarh
Jharkhand
Andhra Pradesh
Himachal Pradesh
Sikkim
Arunachal Pradesh
Dadra and Nagar Haveli and Daman and Diu
Andaman and Nicobar Islands
Mizoram
Meghalaya

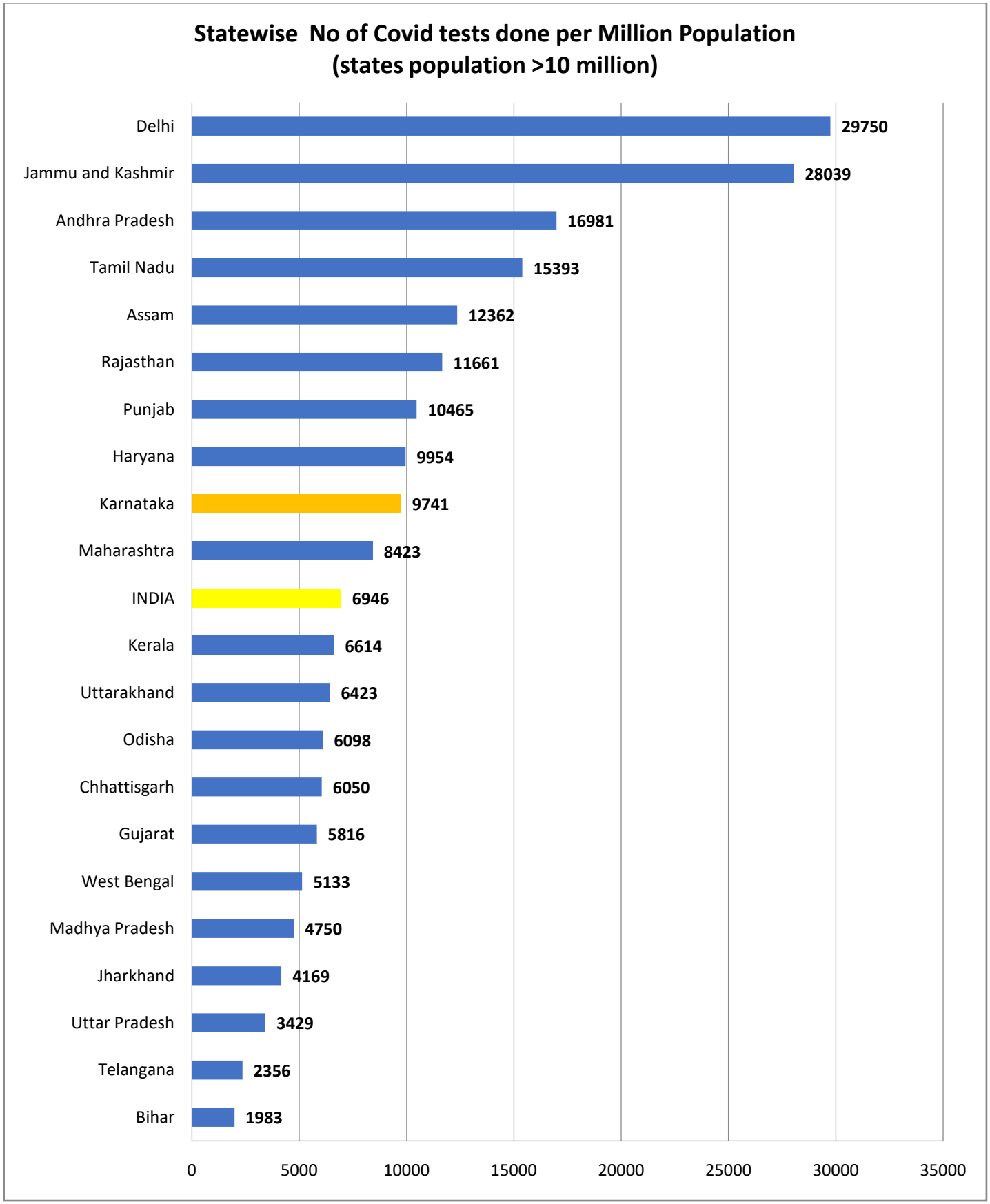
Statewise No of Covid tests done per Million Population
(states population >10 million)
Delhi 29750
Jammu and Kashmir 28039
Andhra Pradesh 16981
Tamil Nadu 15393
Assam 12362
Rajasthan 11661
Punjab 10465
Haryana 9954
Karnataka 9741
Maharashtra 8423
INDIA 6946
Kerala 6614
Uttarakhand 6423
Odisha 6098
Chhattisgarh 6050
Gujarat 5816
West Bengal 5133
Madhya Pradesh 4750
Jharkhand 4169
Uttar Pradesh 3429
Telangana 2356
Bihar 1983
0 5000 10000 15000 20000 25000 30000 35000

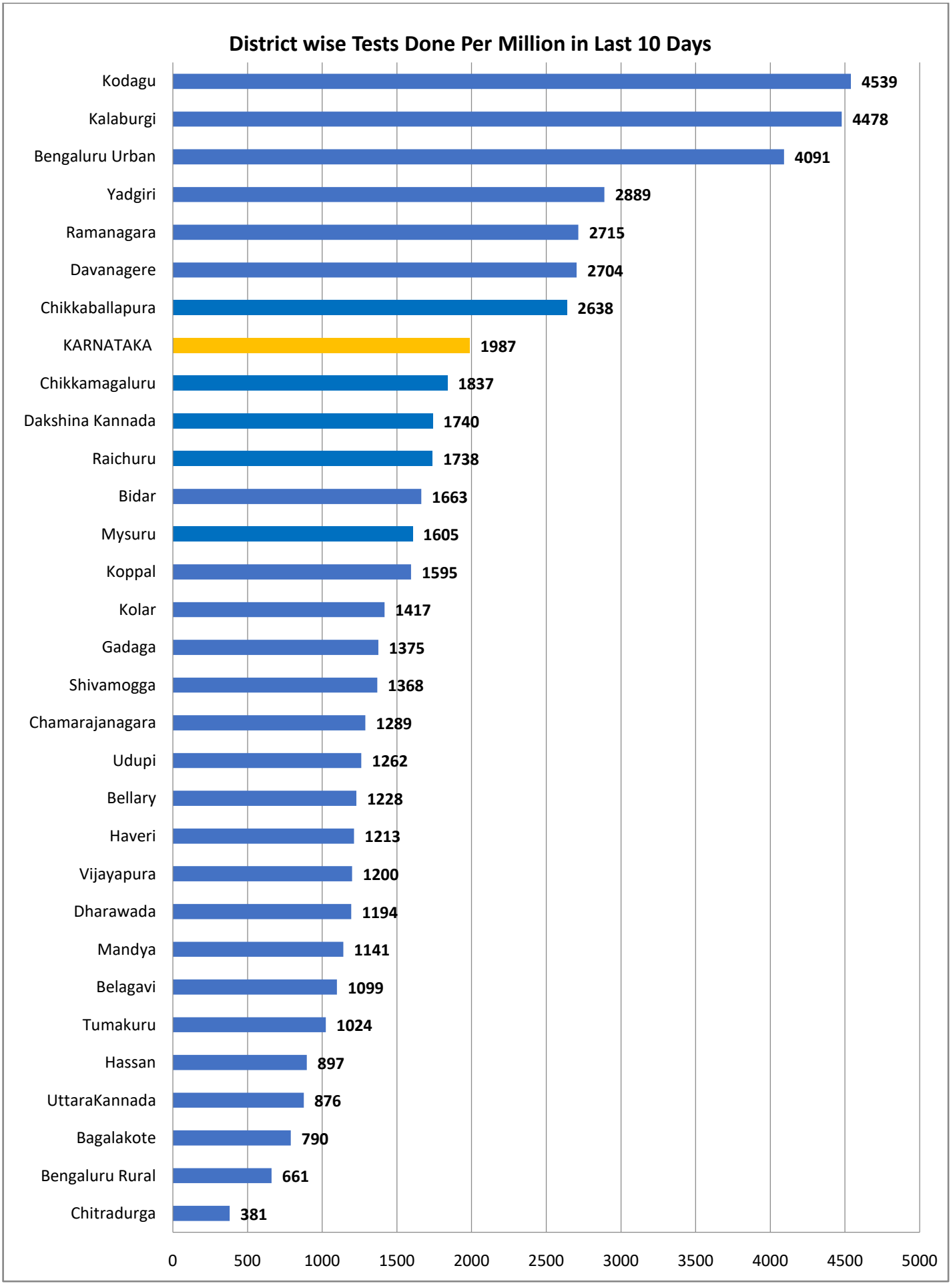
District wise Tests Done Per Million in Last 10 Days
Kodagu 4539
Kalaburgi 4478
Bengaluru Urban 4091
Yadgiri 2889
Ramanagara 2715
Davanagere 2704
Chikkaballapura 2638
KARNATAKA 1987
Chikkamagaluru 1837
Dakshina Kannada 1740
Raichuru 1738
Bidar 1663
Mysuru 1605
Koppal 1595
Kolar 1417
Gadaga 1375
Shivamogga 1368
Chamarajanagara 1289
Udupi 1262
Bellary 1228
Haveri 1213
Vijayapura 1200
Dharawada 1194
Mandya 1141
Belagavi 1099
Tumakuru 1024
Hassan 897
UttaraKannada 876
Bagalakote 790
Bengaluru Rural 661
Chitradurga 381
0 500 1000 1500 2000 2500 3000 3500 4000 4500 5000

Karnataka State Daywise Covid Tests since 15.03.2020 to till date

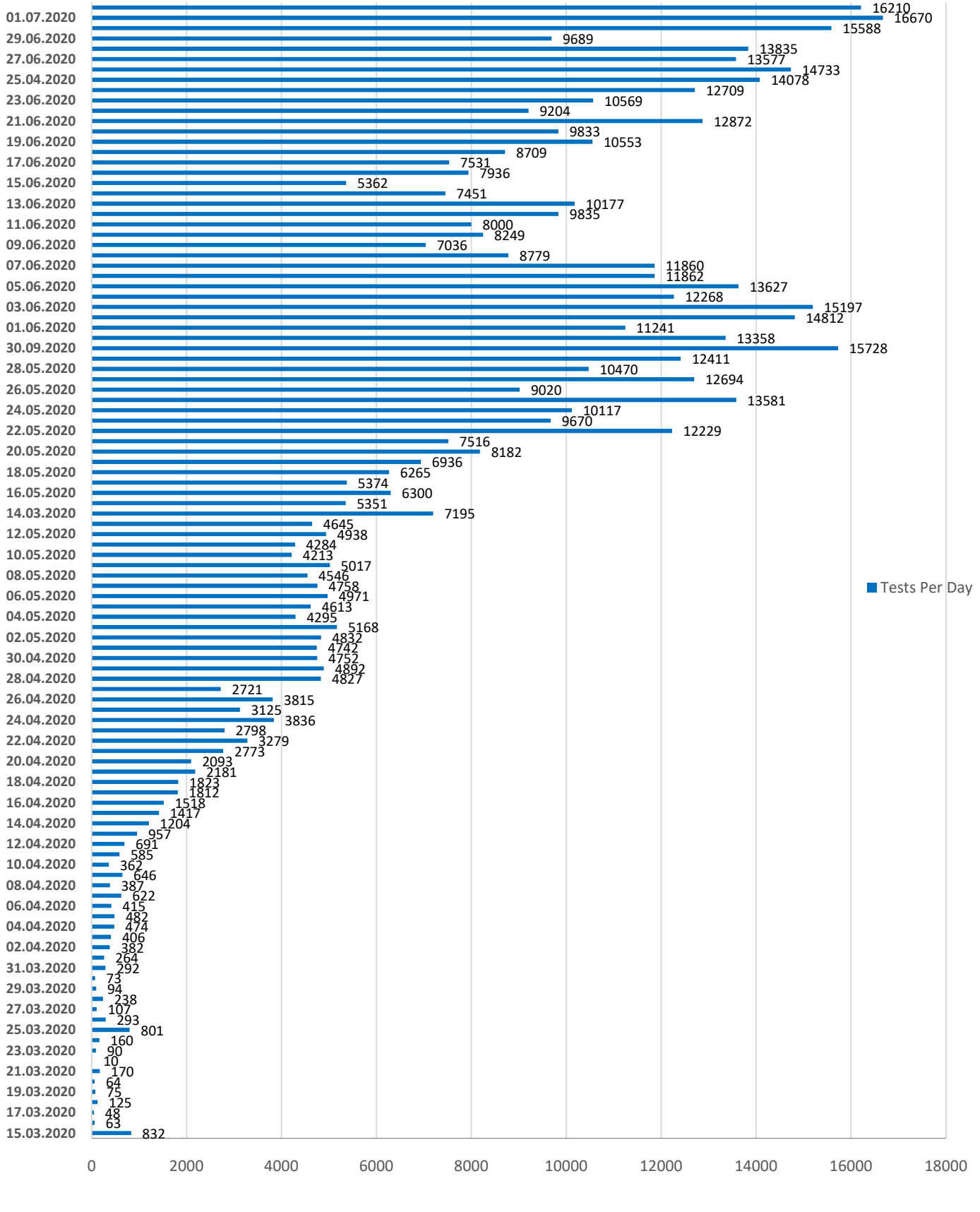

Statewise Number COVID Active – Recovered – Deceased Patients Total –599311 as on 02.06.2020

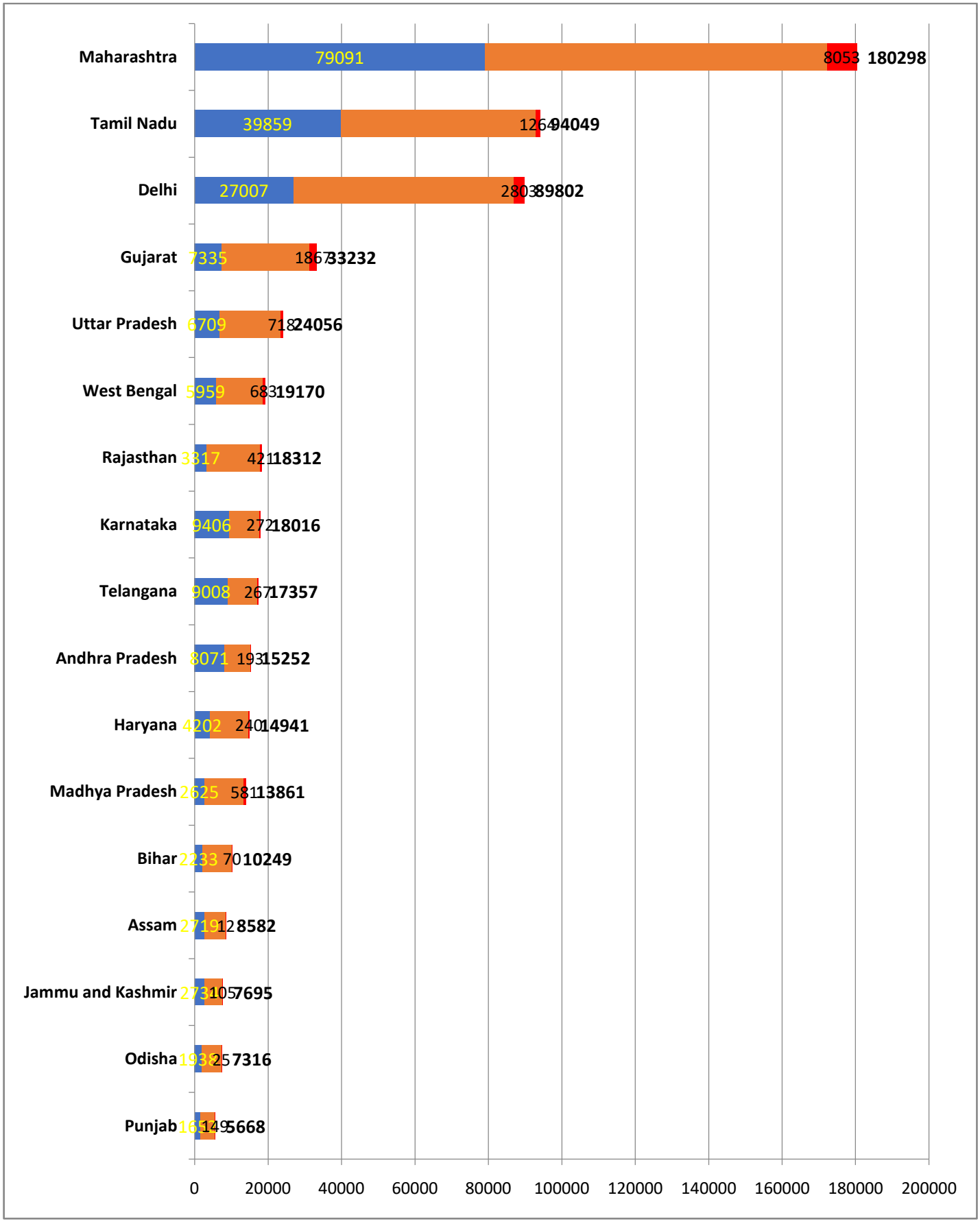

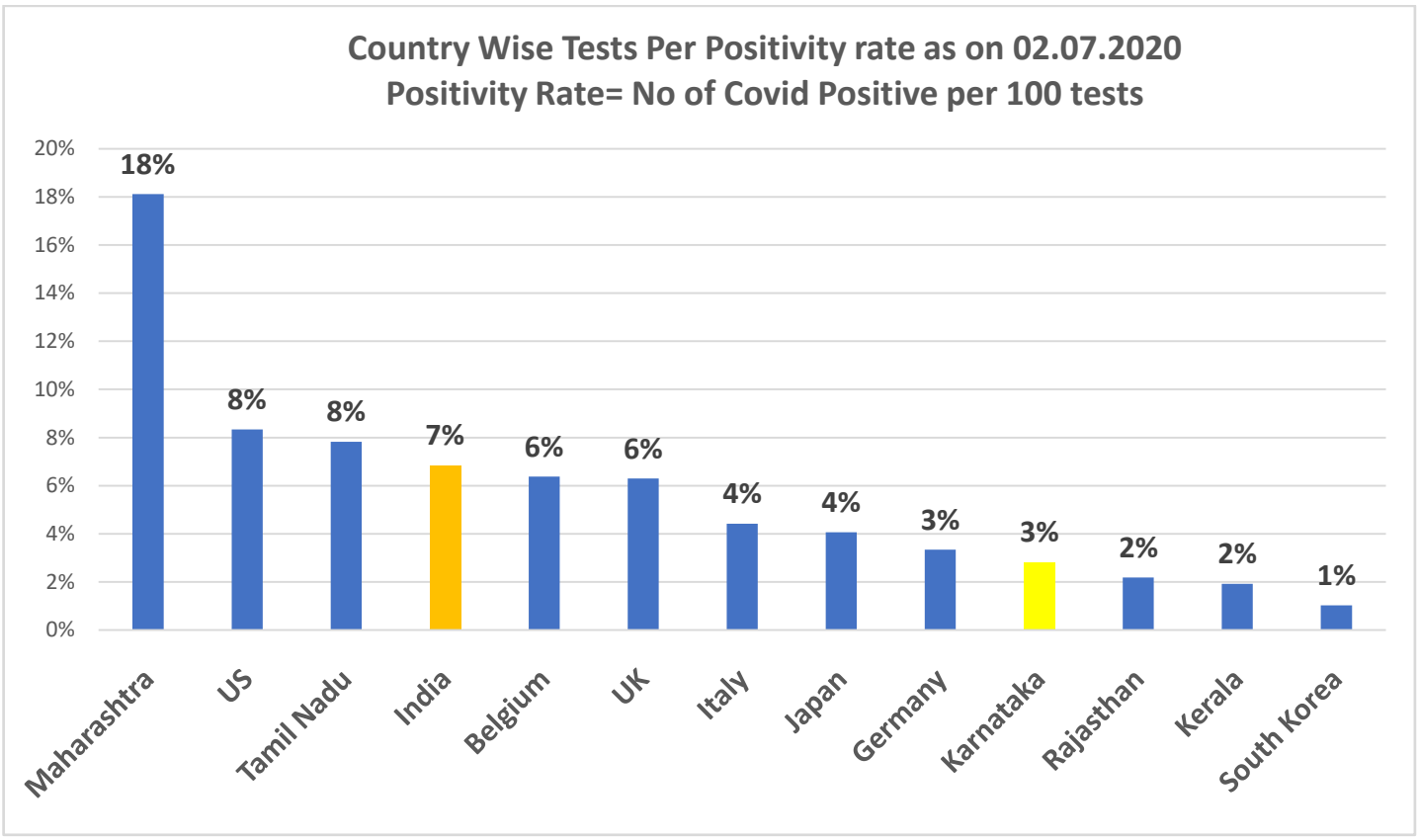

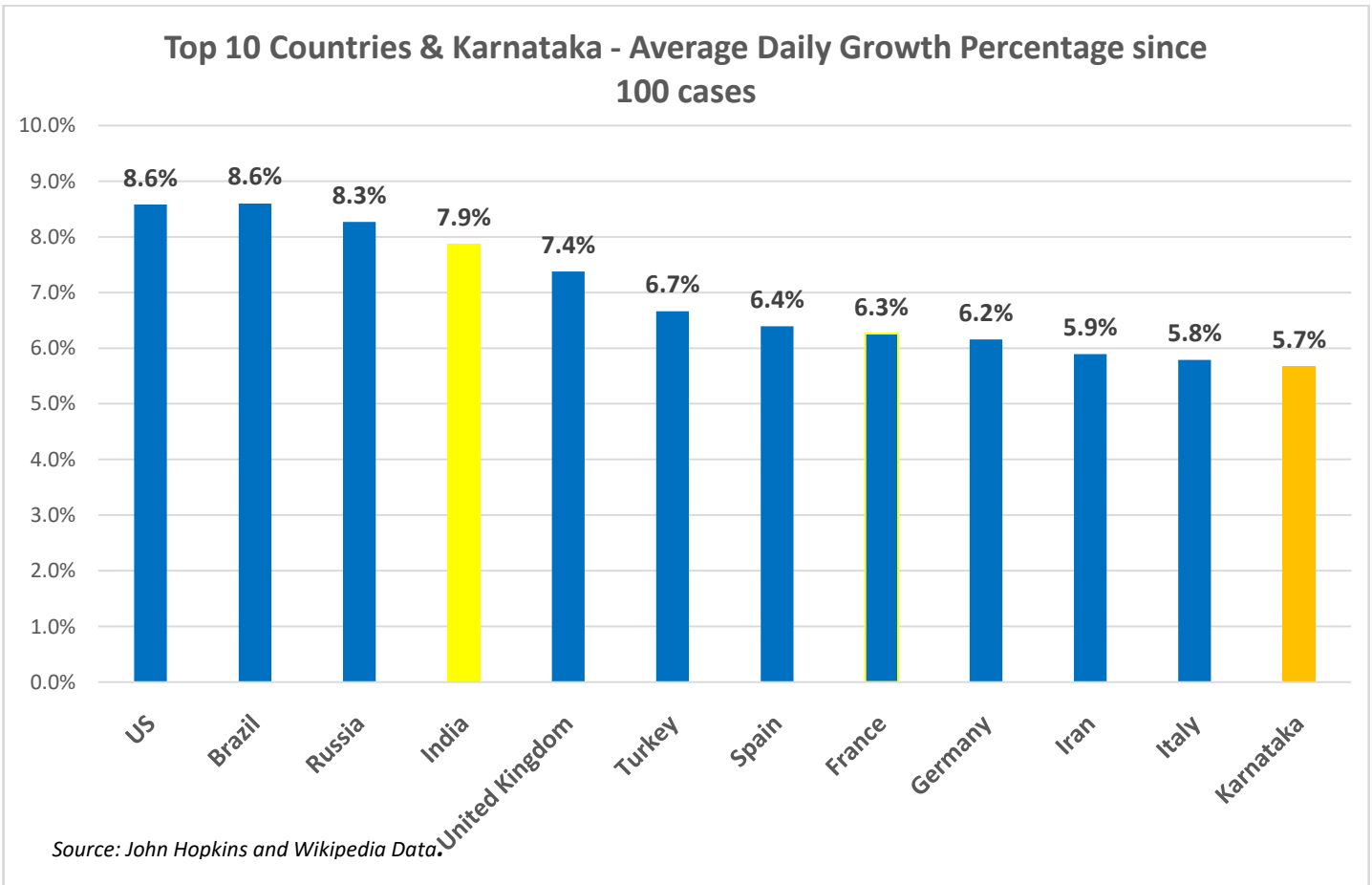

Source: John Hopkins and Wikipedia Data.

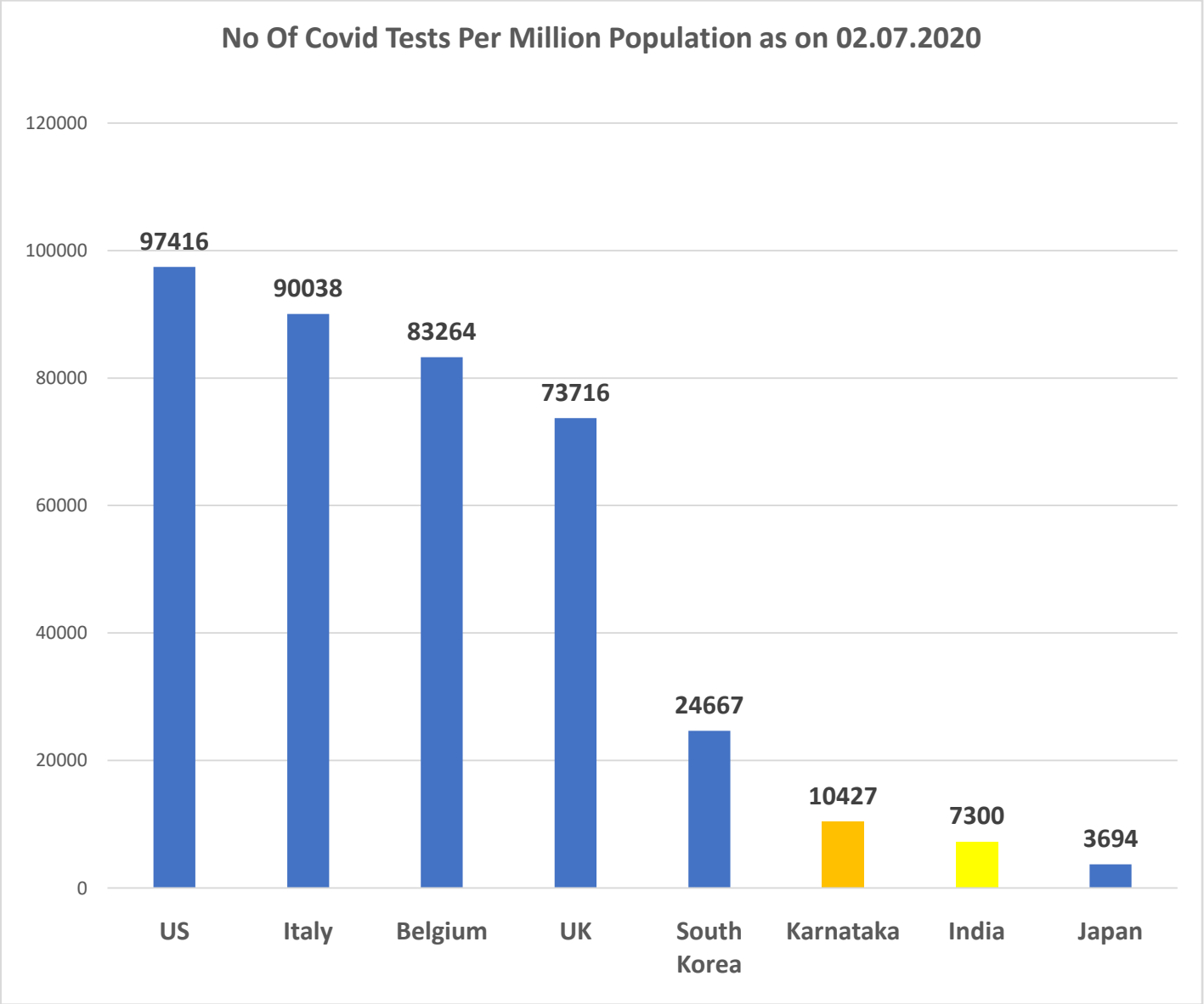
No Of Covid Tests Per Million Population as on 02.07.2020
120000
100000
80000
60000
40000
20000
0
97416
90038
83264
73716
24667
10427
7300
3694
US
Italy
Belgium
UK
South Korea
Karnataka
India
Japan